

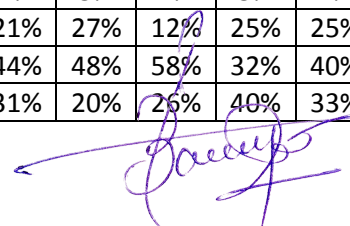



**REGENT
EDUCATION &
RESEARCH FOUNDATION**
Group of Institutions

Feedback Analysis Chart 2021-22

Student Feedback Analysis Chart 2021-22

	Your overall opinion about the existing Syllabus or Curriculum													
	How well the teachers prepare for the classes ?													
	How well the institute takes active interest in promoting internship, industrial visit opportunities for the students?													
	Was the teaching and mentoring process in your institution facilitates you in cognitive, social and emotional growth ?													
	Does the institution provides multiple opportunities to learn and grow ?													
	Was the institute use student centric methods such as experiential learning, participative learning and problem solving methodologies for enhancing learning experiences.													
	How well efforts are made by the institute to inculcate soft skills, life skills and employability skills to make you ready for the world of work ?													
	How well the overall quality of teaching-learning process in your institute?													
	How is the general ambience in the College?													
	Your Feedback about the subject faculties and lab equipment.													
	What is your rating of the college library?													
	What is your rating of the sports & cultural facility?													
	How is the cleanliness and hygiene of college premises?													
	How is the food quality in the canteen?													
Bad	3%	1%	3%	5%	4%	2%	4%	4%	4%	5%	4%	3%	2%	4%
Good	24%	17%	19%	26%	24%	24%	28%	16%	21%	27%	12%	25%	25%	19%
Very Good	44%	39%	41%	35%	38%	45%	36%	43%	44%	48%	58%	32%	40%	40%
Excellent	29%	43%	37%	34%	34%	29%	32%	37%	31%	20%	26%	40%	33%	37%

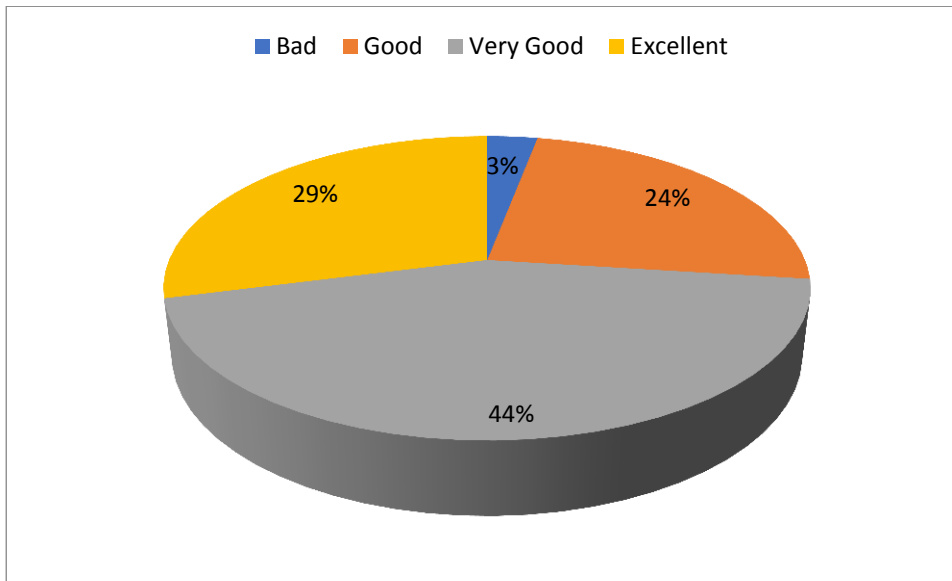





REGENT EDUCATION & RESEARCH FOUNDATION Group of Institutions

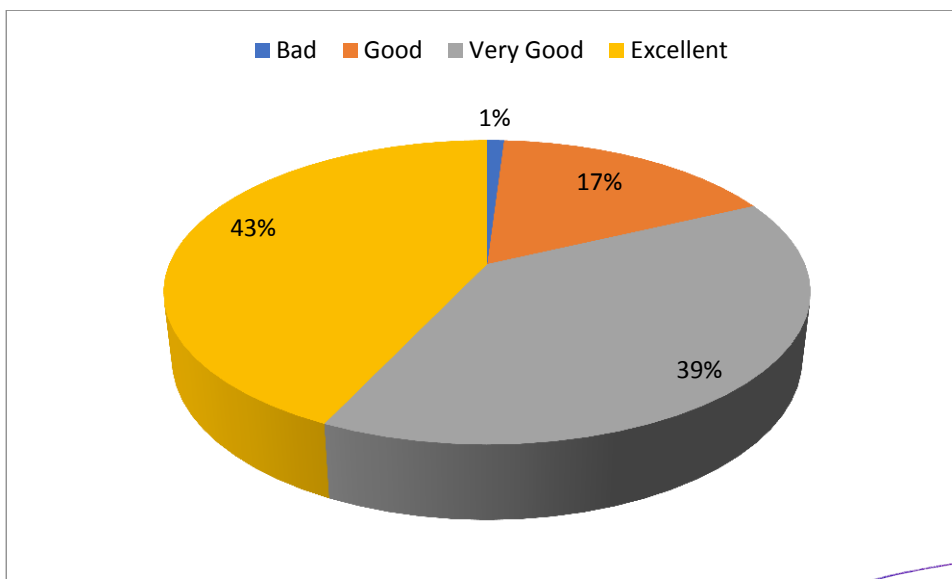
1. Your overall opinion about the existing Syllabus or Curriculum

Bad	Good	Very Good	Excellent
3%	24%	44%	29%



2. How well the teachers prepare for the classes

Bad	Good	Very Good	Excellent
1%	17%	39%	43%

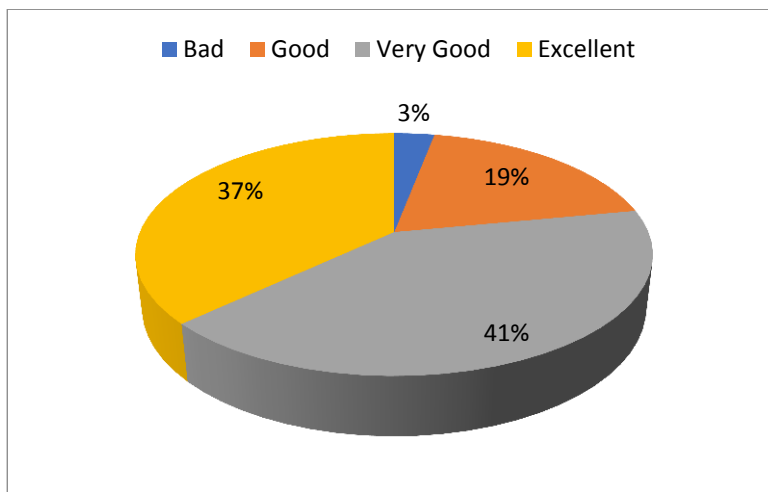




REGENT EDUCATION & RESEARCH FOUNDATION Group of Institutions

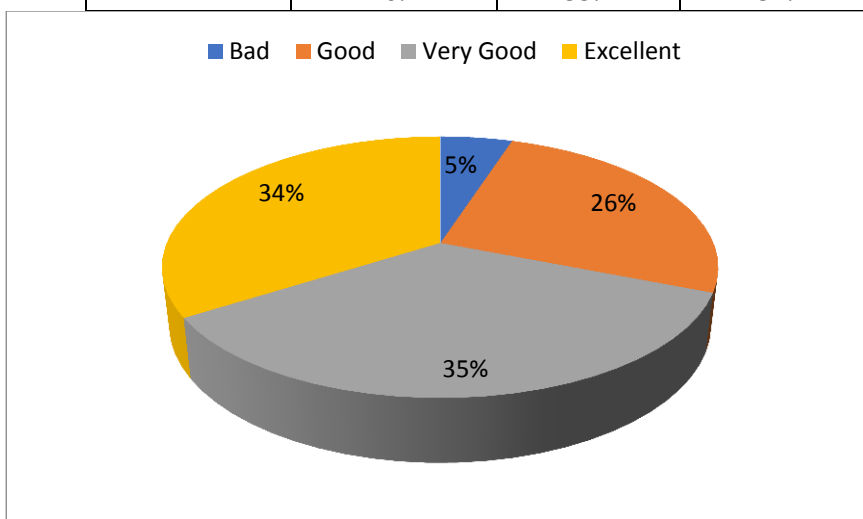
3. How well the institute takes active interest in promoting internship, industrial visit opportunities for the students?


Bad	Good	Very Good	Excellent
3%	19%	41%	37%



4. Was the teaching and mentoring process in your institution facilitates you in cognitive, social and emotional growth?

Bad	Good	Very Good	Excellent
5%	26%	35%	34%



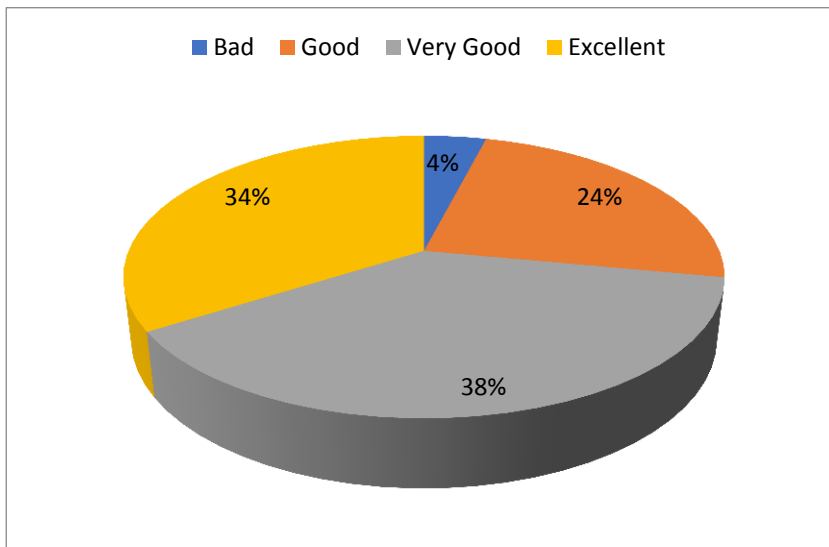





REGENT EDUCATION & RESEARCH FOUNDATION Group of Institutions

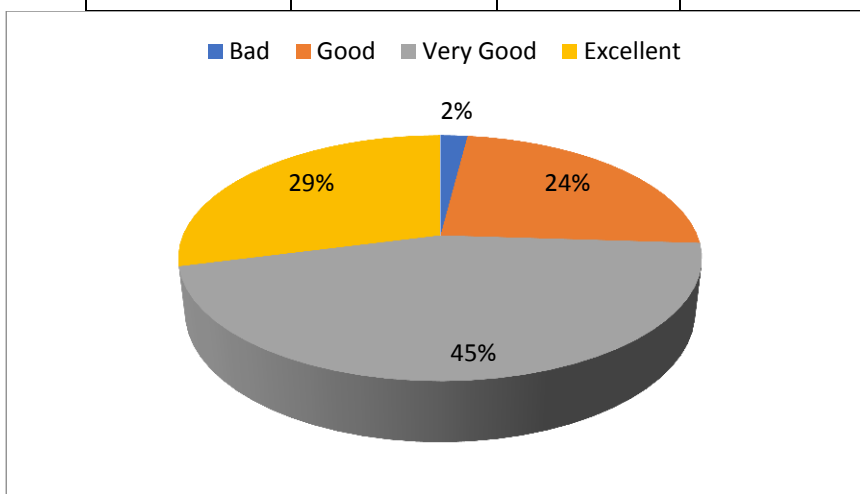
5. Does the institution provides multiple opportunities to learn and grow ?

Bad	Good	Very Good	Excellent
4%	24%	38%	34%



6. Was the institute use student centric methods such as experiential learning, participative learning and problem solving methodologies for enhancing learning experiences.

Bad	Good	Very Good	Excellent
2%	24%	45%	29%



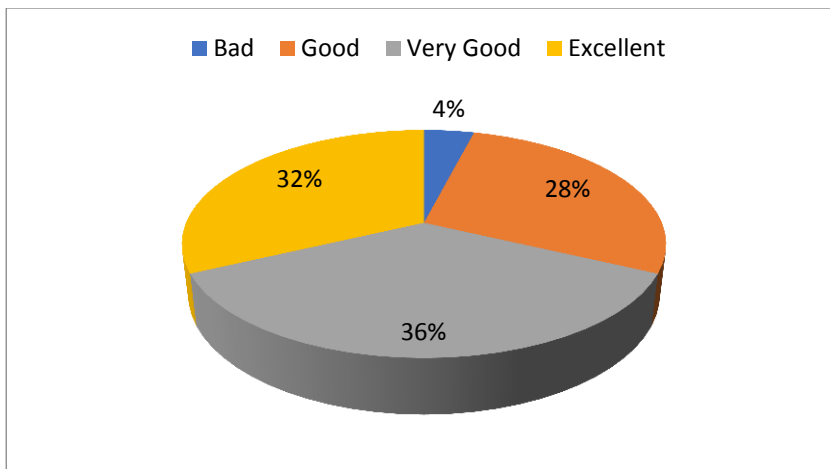
[Handwritten Signature]
Principal
Regent Education & Research Foundation



**REGENT
EDUCATION &
RESEARCH FOUNDATION**
Group of Institutions

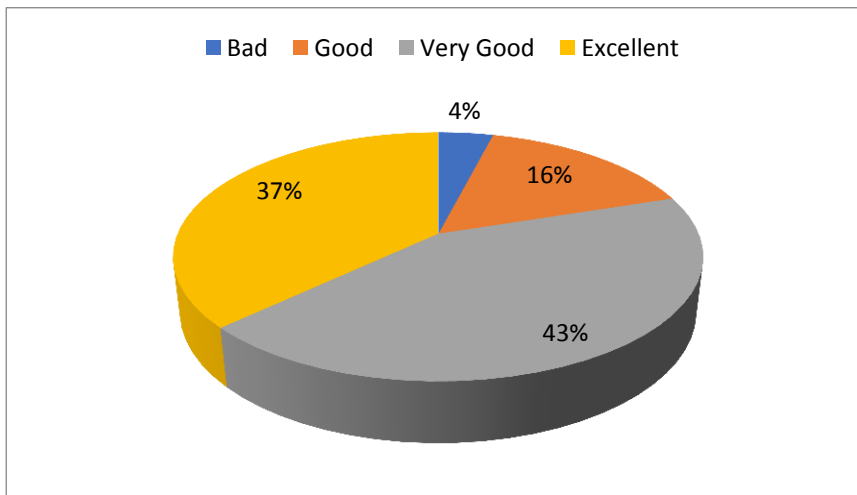
7. How well efforts are made by the institute to inculcate soft skills, life skills and employability skills to make you ready for the world of work ?

Bad	Good	Very Good	Excellent
4%	28%	36%	32%



8. How well the overall quality of teaching-learning process in your institute?

Bad	Good	Very Good	Excellent
4%	16%	43%	37%

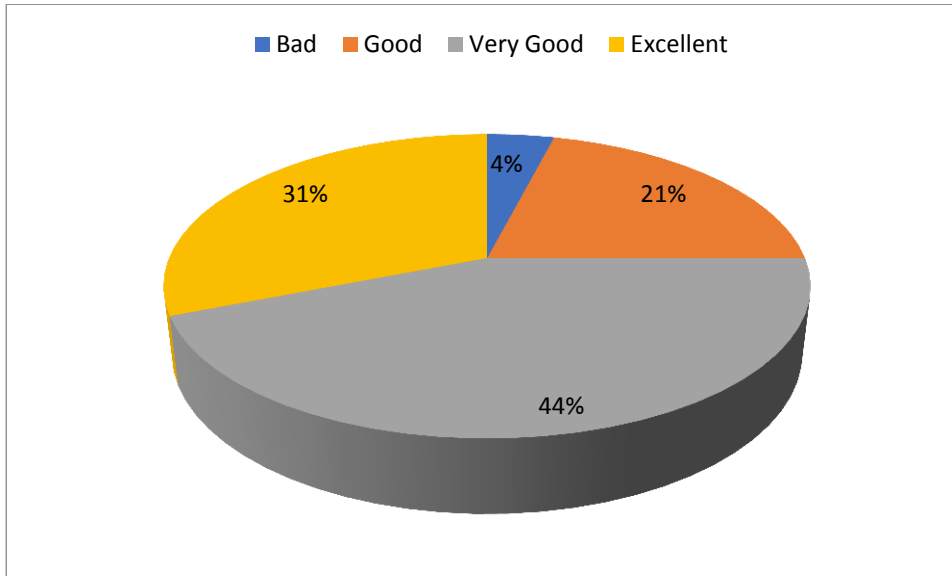




REGENT EDUCATION & RESEARCH FOUNDATION Group of Institutions


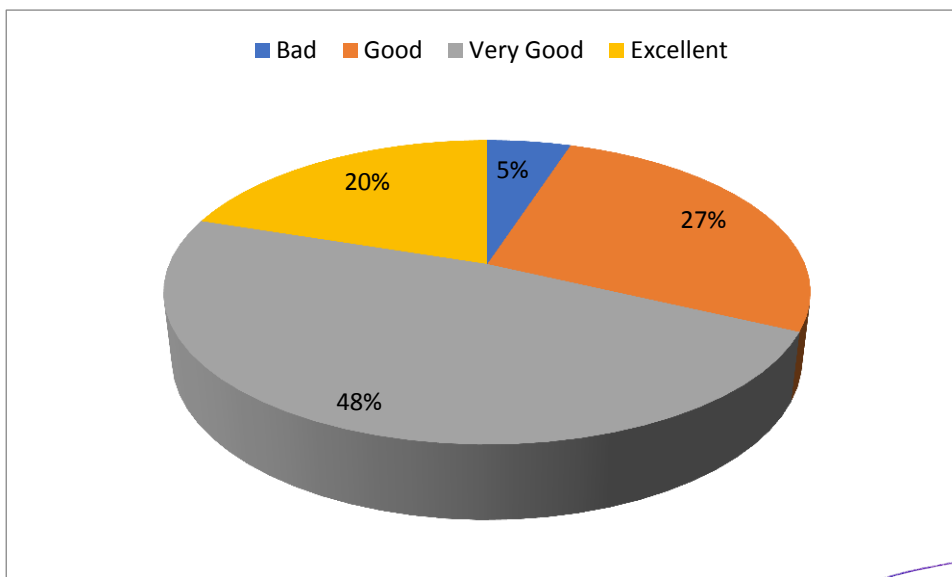
9. How is the general ambience in the College?

Bad	Good	Very Good	Excellent
4%	21%	44%	31%



10. Your Feedback about the subject faculties and lab equipment.

Bad	Good	Very Good	Excellent
5%	27%	48%	20%

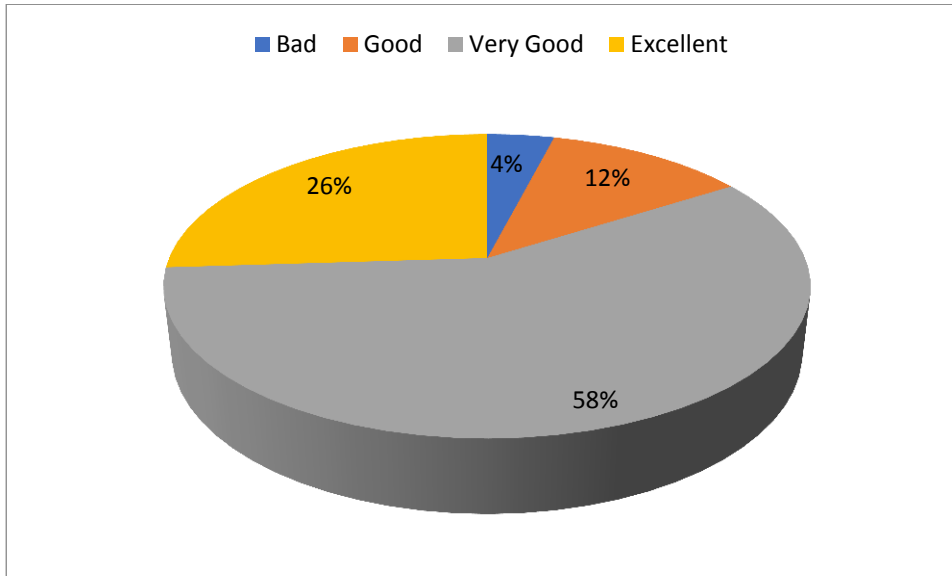




REGENT EDUCATION & RESEARCH FOUNDATION Group of Institutions

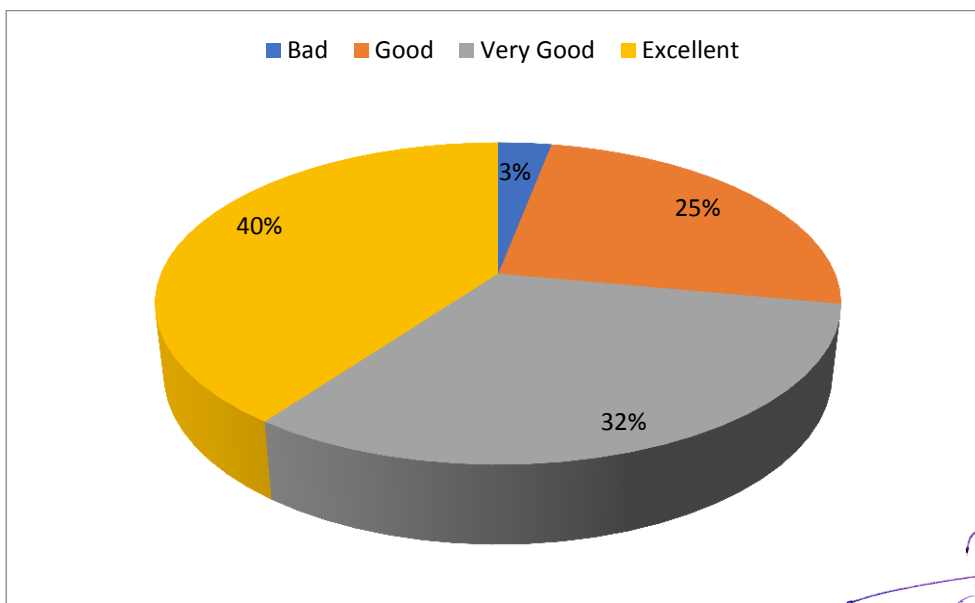
. 11. What is your rating of the college library?

Bad	Good	Very Good	Excellent
4%	12%	58%	26%



12. What is your rating of the sports & cultural facility?

Bad	Good	Very Good	Excellent
3%	25%	32%	40%

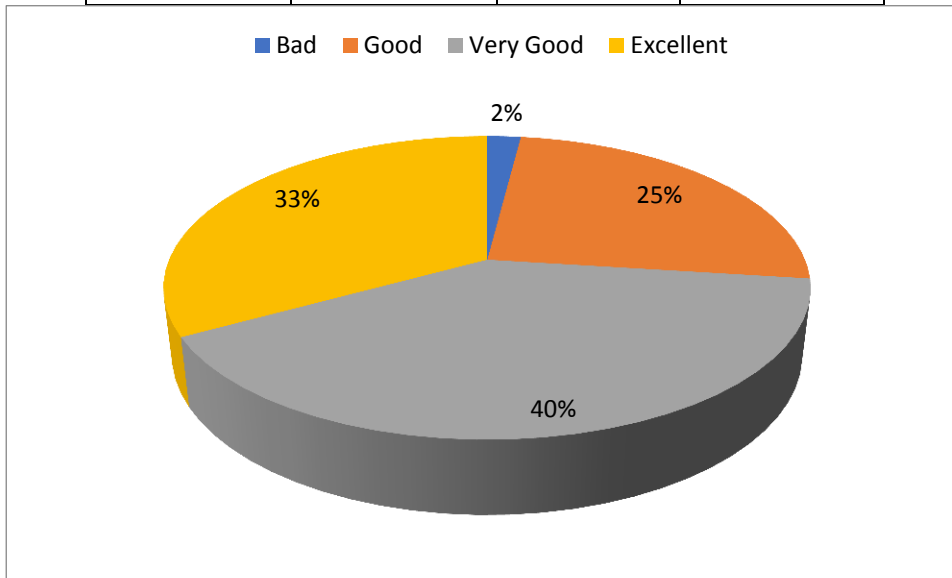




REGENT EDUCATION & RESEARCH FOUNDATION Group of Institutions

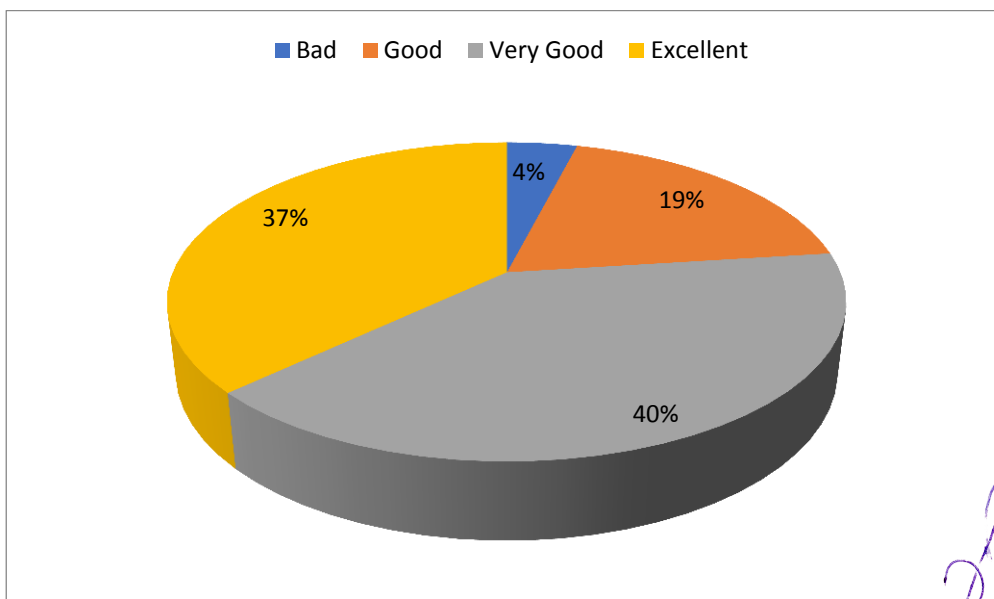
13. How is the cleanliness and hygiene of college premises?

Bad	Good	Very Good	Excellent
2%	25%	40%	33%




14. How is the food quality in the canteen?

Bad	Good	Very Good	Excellent
4%	19%	40%	37%



[Handwritten Signature]





**REGENT
EDUCATION &
RESEARCH FOUNDATION**
Group of Institutions

Faculty Feedback Analysis Chart 2021-22

	Syllabus is suitable to the course	Syllabus is need based	Aims and objectives of the syllabi are well defined and clear to teachers and students	Course content is followed by corresponding reference materials.	Sufficient number of prescribed books are available in the Library.	The course/syllabus has good balance between theory and application	The course/ programme of studies carries sufficient number of optional papers.	The books prescribed/listed as reference materials are relevant, updated and appropriate	Tests and examinations are conducted well in time with proper coverage of all units in the syllabus.	I have the freedom to adopt new techniques/strategies of teaching such as seminar presentations, group discussions and learners' participations	The environment in the department is conducive to teaching and research	The administration is teacher friendly	Provisions for professional development are non-discriminatory and fair	How is the general ambience in the College?	How is the cleanliness and hygiene of college premises?	How is the food quality in the canteen?
Bad	3%	1%	1%	4%	1%	2%	4%	3%	2%	4%	3%	3%	2%	2%	3%	1%
Good	23%	28%	28%	25%	23%	12%	16%	23%	28%	27%	21%	24%	18%	20%	27%	23%
Very Good	35%	41%	41%	45%	48%	46%	38%	30%	35%	23%	46%	36%	48%	48%	40%	49%
Excellent	39%	30%	30%	26%	28%	40%	42%	44%	35%	46%	30%	37%	32%	30%	30%	27%

(Handwritten Signature)





REGENT EDUCATION & RESEARCH FOUNDATION

Group of Institutions

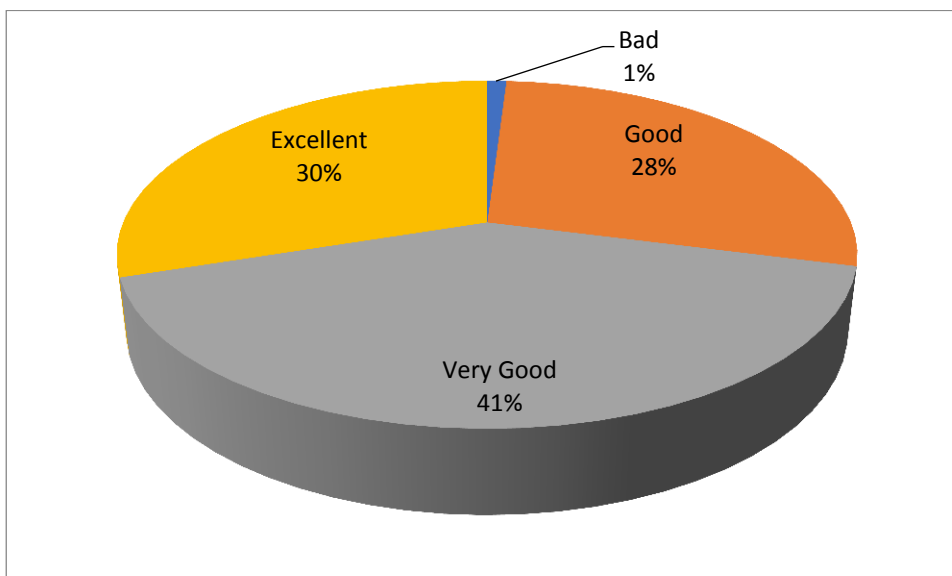
1. Syllabus is suitable to the course

Bad	Good	Very Good	Excellent
3%	23%	35%	39%



2. Syllabus is need based

Bad	Good	Very Good	Excellent
1%	28%	41%	30%



[Handwritten Signature]

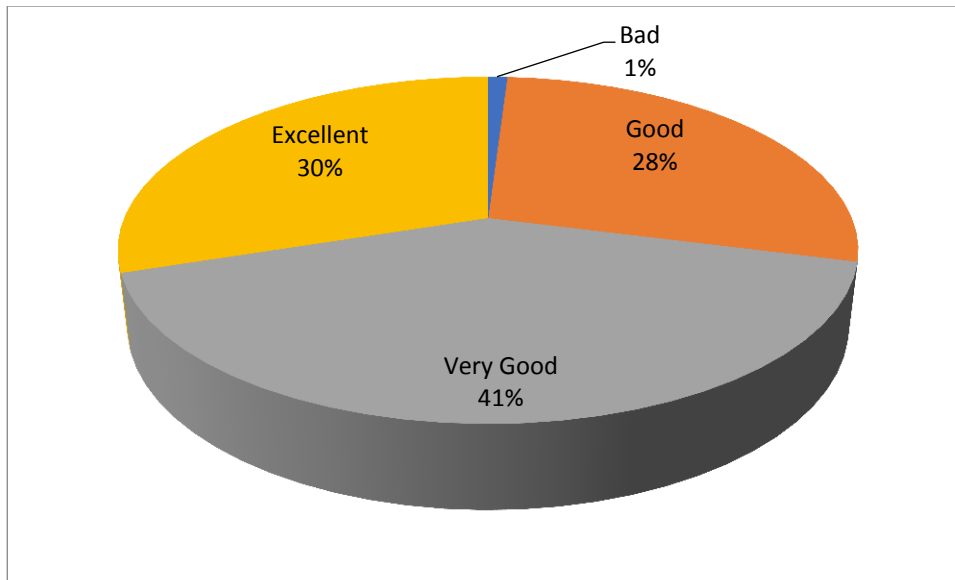




REGENT EDUCATION & RESEARCH FOUNDATION Group of Institutions


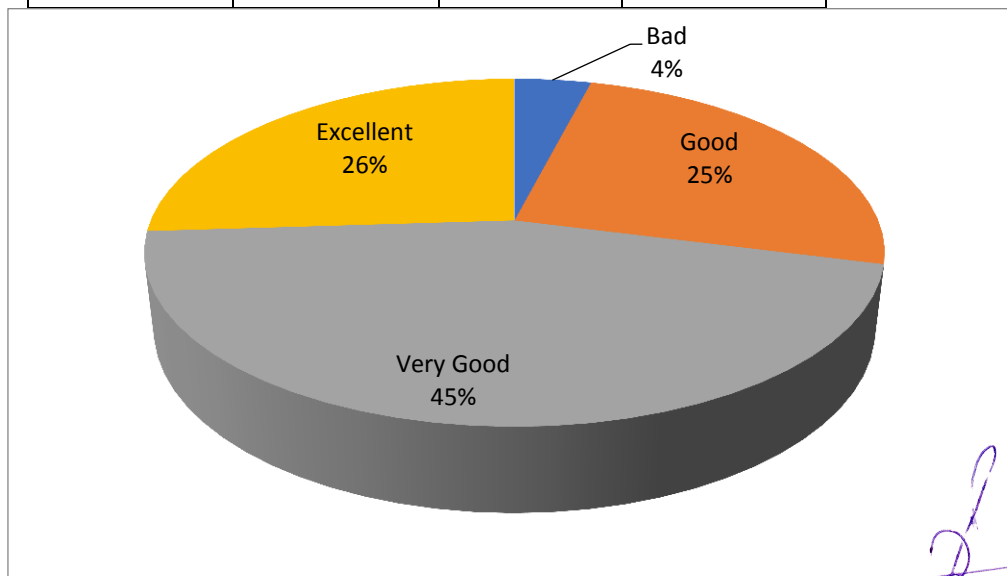
3. Aims and objectives of the syllabi are well defined and clear to teachers and students

Bad	Good	Very Good	Excellent
1%	28%	41%	30%



4. Course content is followed by corresponding reference materials

Bad	Good	Very Good	Excellent
4%	25%	45%	26%

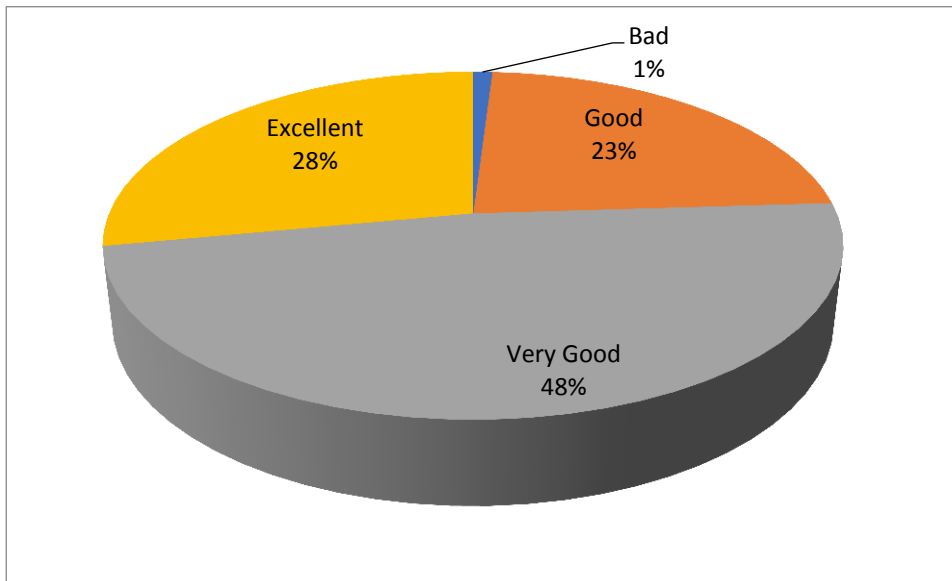




REGENT EDUCATION & RESEARCH FOUNDATION Group of Institutions

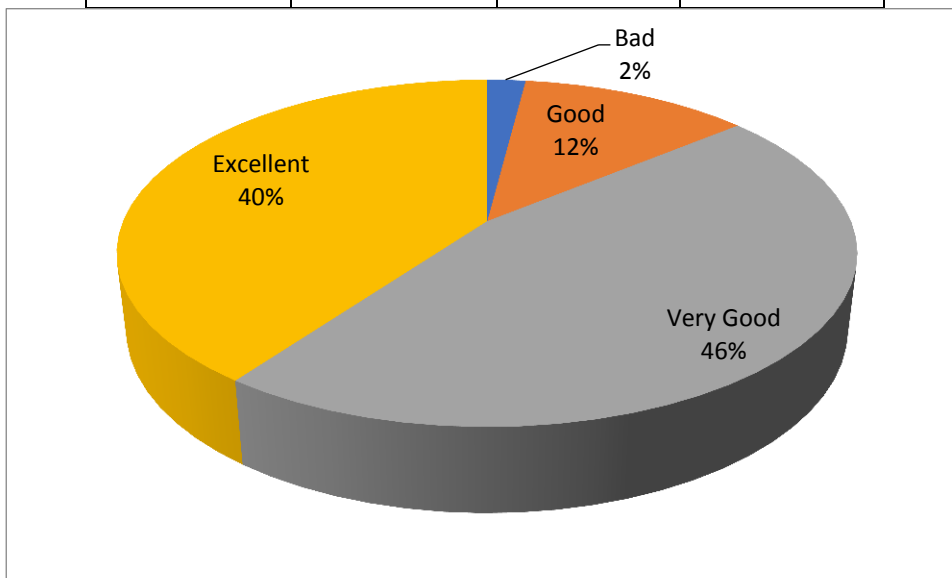
5. Sufficient number of prescribed books are available in the Library

Bad	Good	Very Good	Excellent
1%	23%	48%	28%



6. The course/syllabus has good balance between theory and application

Bad	Good	Very Good	Excellent
2%	12%	46%	40%

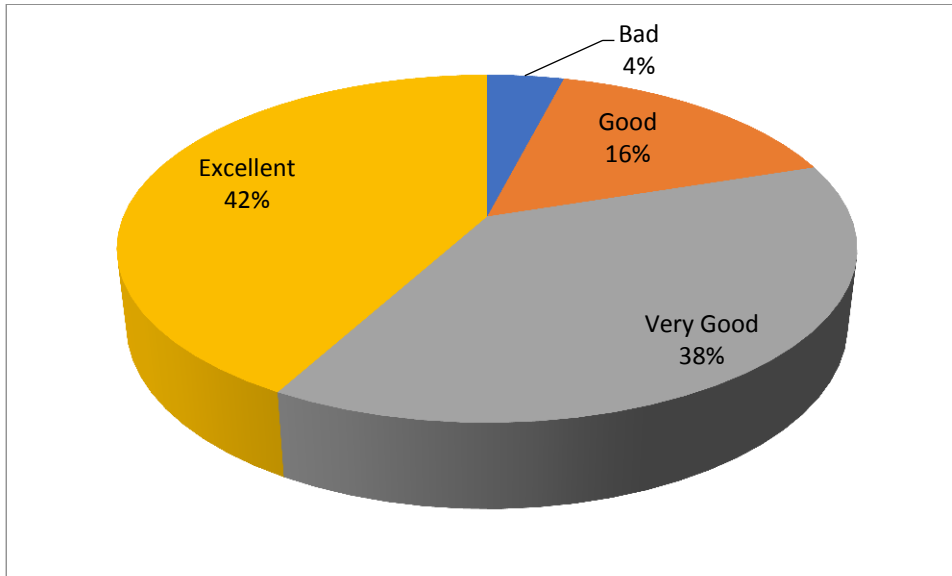




**REGENT
EDUCATION &
RESEARCH FOUNDATION**
Group of Institutions

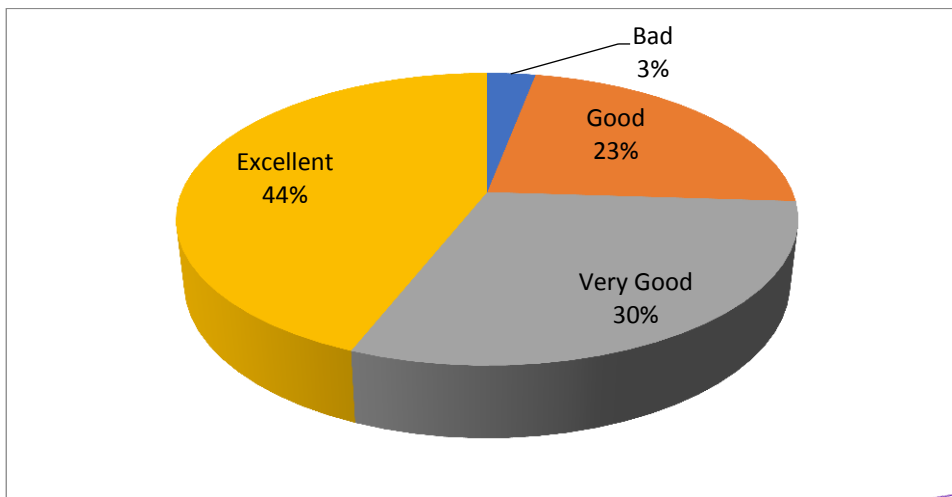
7. The course/ programme of studies carries sufficient number of optional papers

Bad	Good	Very Good	Excellent
4%	16%	38%	42%



8. The books prescribed/listed as reference materials are relevant, updated and appropriate

Bad	Good	Very Good	Excellent
3%	23%	30%	44%

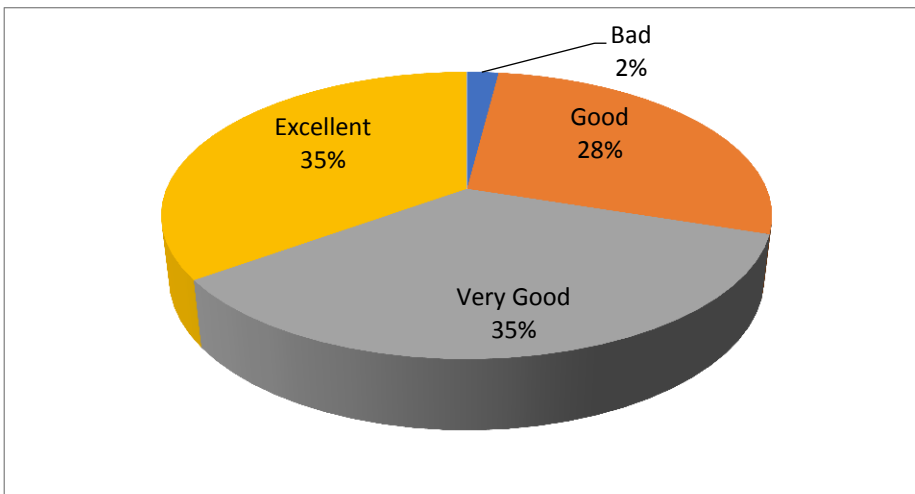




REGENT EDUCATION & RESEARCH FOUNDATION Group of Institutions


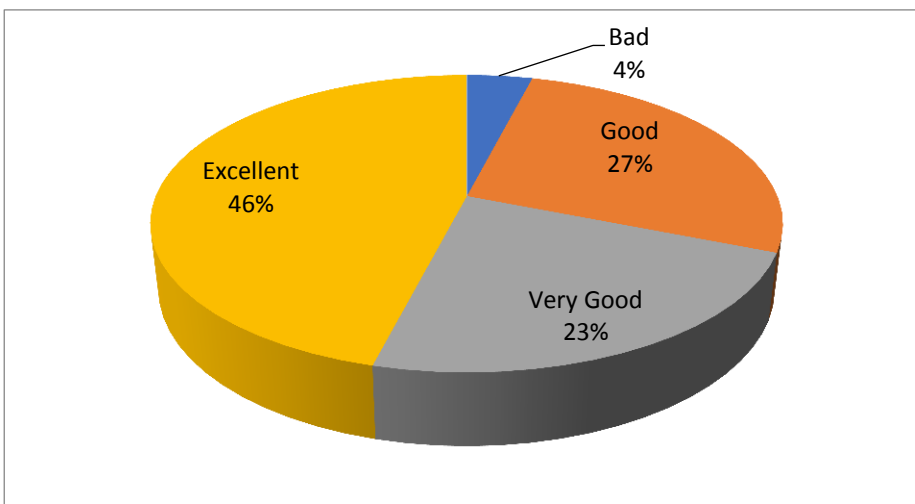
9. Tests and examinations are conducted well in time with proper coverage of all units in the syllabus

Bad	Good	Very Good	Excellent
2%	28%	35%	35%



10. I have the freedom to adopt new techniques/strategies of teaching such as seminar presentations, group discussions and learners' participations

Bad	Good	Very Good	Excellent
4%	27%	23%	46%

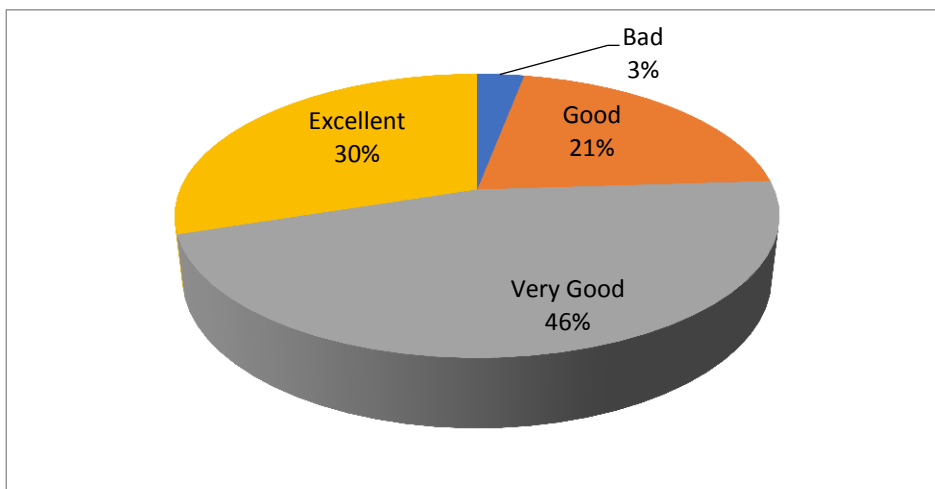




REGENT EDUCATION & RESEARCH FOUNDATION Group of Institutions


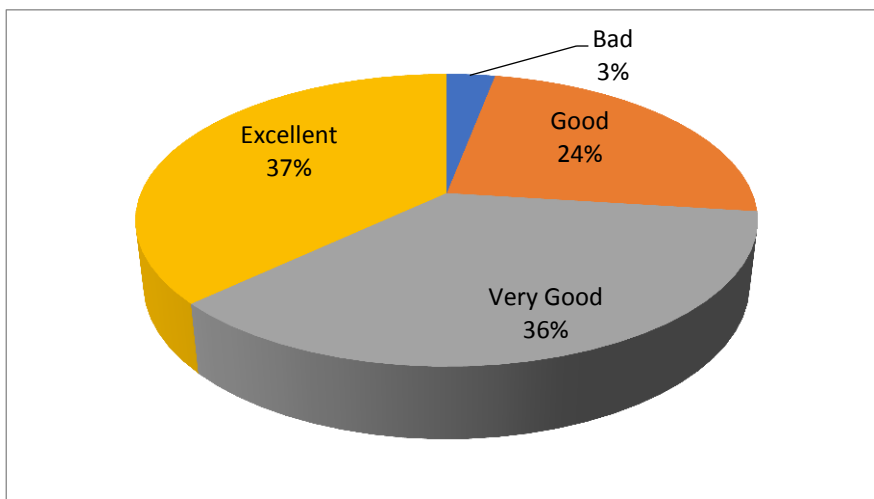
11. The environment in the department is conducive to teaching and research

Bad	Good	Very Good	Excellent
3%	21%	46%	30%



12. The administration is teacher friendly

Bad	Good	Very Good	Excellent
3%	24%	36%	37%

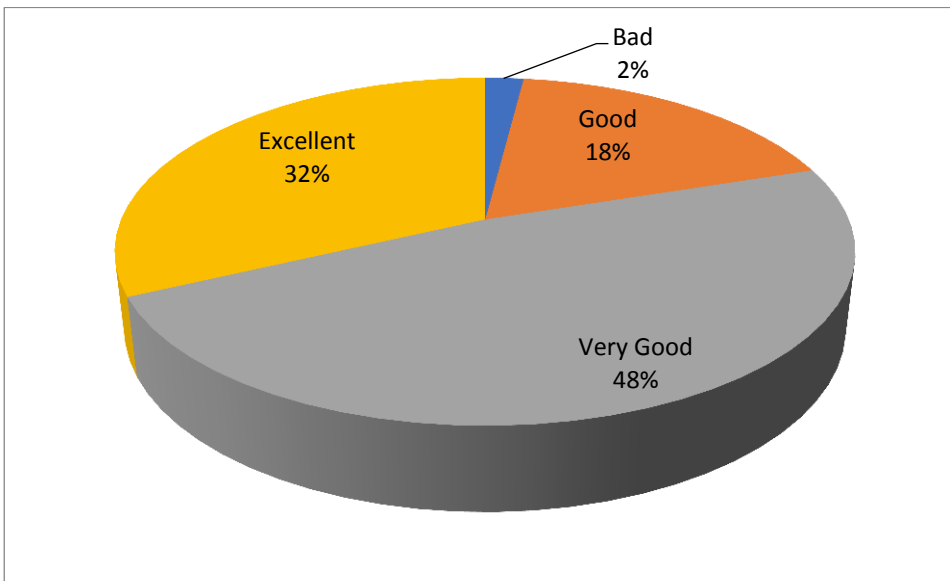




REGENT EDUCATION & RESEARCH FOUNDATION Group of Institutions

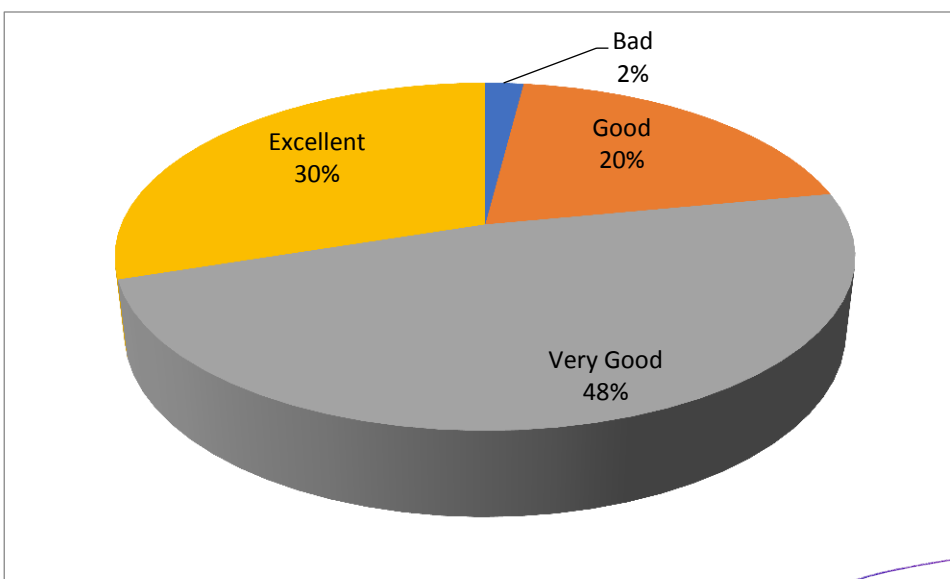
13. Provisions for professional development are non-discriminatory and fair

Bad	Good	Very Good	Excellent
2%	18%	48%	32%



14. How is the general ambience in the College?

Bad	Good	Very Good	Excellent
2%	20%	48%	30%



[Handwritten Signature]

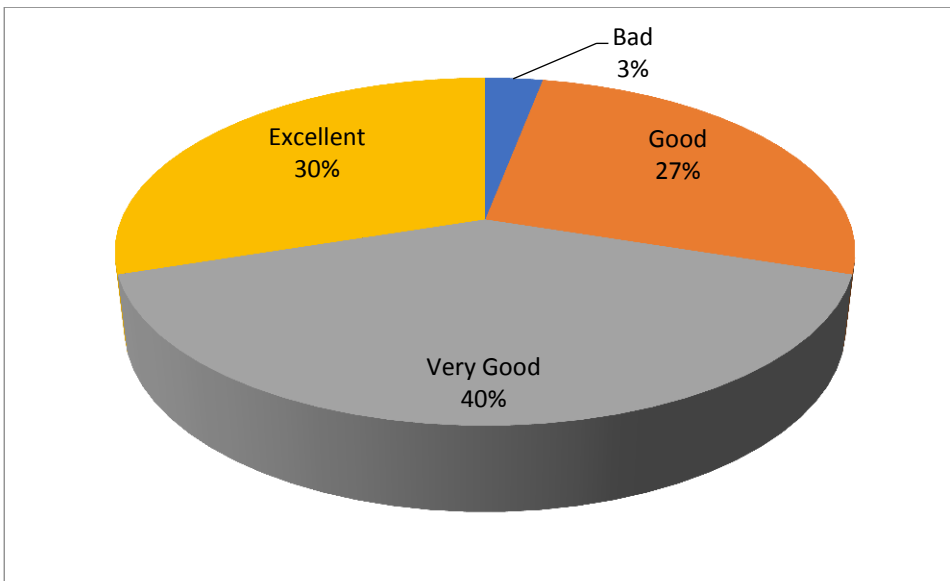




REGENT EDUCATION & RESEARCH FOUNDATION Group of Institutions

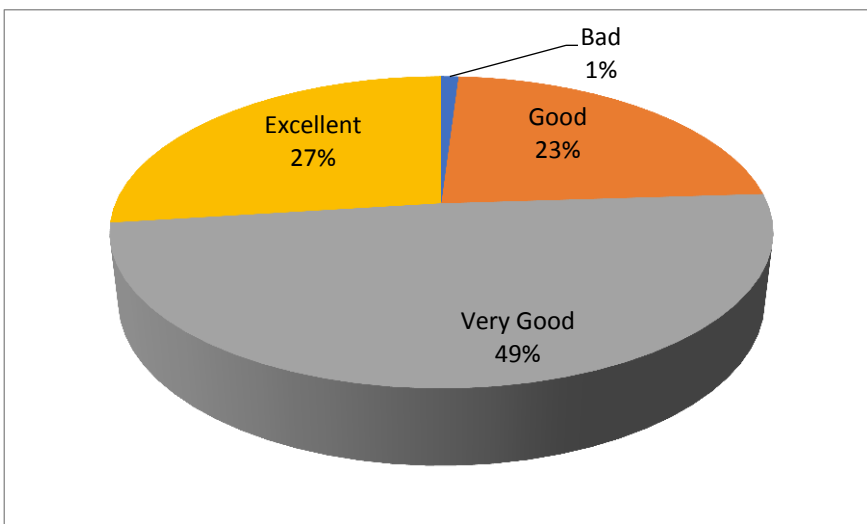
15. How is the cleanliness and hygiene of college premises?

Bad	Good	Very Good	Excellent
3%	27%	40%	30%




16. How is the food quality in the canteen?

Bad	Good	Very Good	Excellent
1%	23%	49%	27%



[Handwritten signature]






**REGENT
EDUCATION &
RESEARCH FOUNDATION**
Group of Institutions

Parent Feedback Analysis Chart 2021-22

	How do you rate the Quality and relevance of the courses included into the curriculum.	Your opinion about the Department staff and their support.	Your Feedback about the subject faculties and lab equipment.	Feedback about Library Facilities.	Feedback about the Sports Facilities.	How approachable is the authorities regarding any quarries	How do you rate the infrastructure of this institute?	Rate Student-Teacher relationship.	How this Institute support student related to financial aid.	How is the general ambience in the College?	How is the cleanliness and hygiene of college premises?
Bad	4%	3%	1%	5%	2%	1%	5%	3%	3%	3%	2%
Good	23%	18%	26%	25%	23%	11%	15%	23%	27%	27%	25%
Very Good	36%	48%	43%	44%	48%	44%	38%	30%	35%	23%	46%
Excellent	37%	31%	30%	26%	27%	44%	42%	44%	35%	47%	27%

[Handwritten Signature]

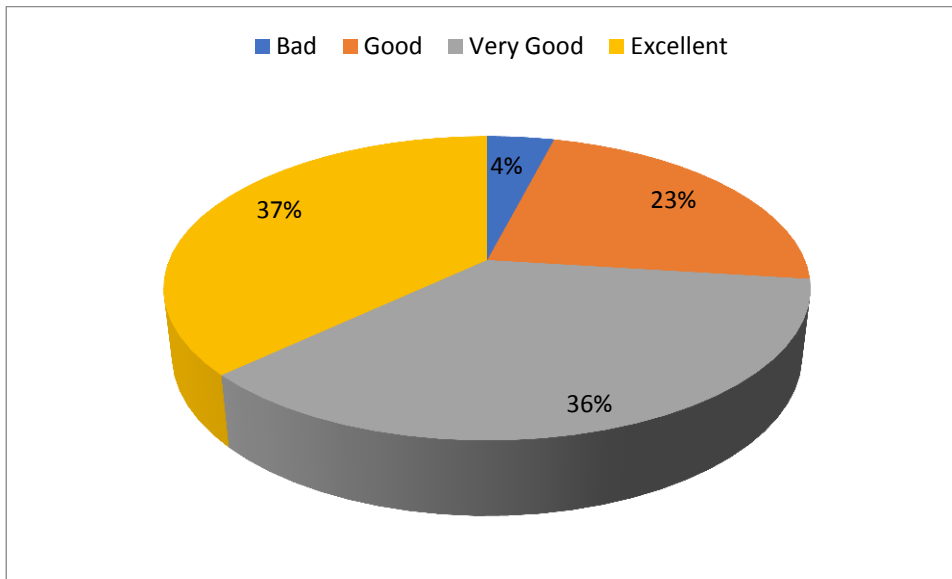




REGENT EDUCATION & RESEARCH FOUNDATION Group of Institutions


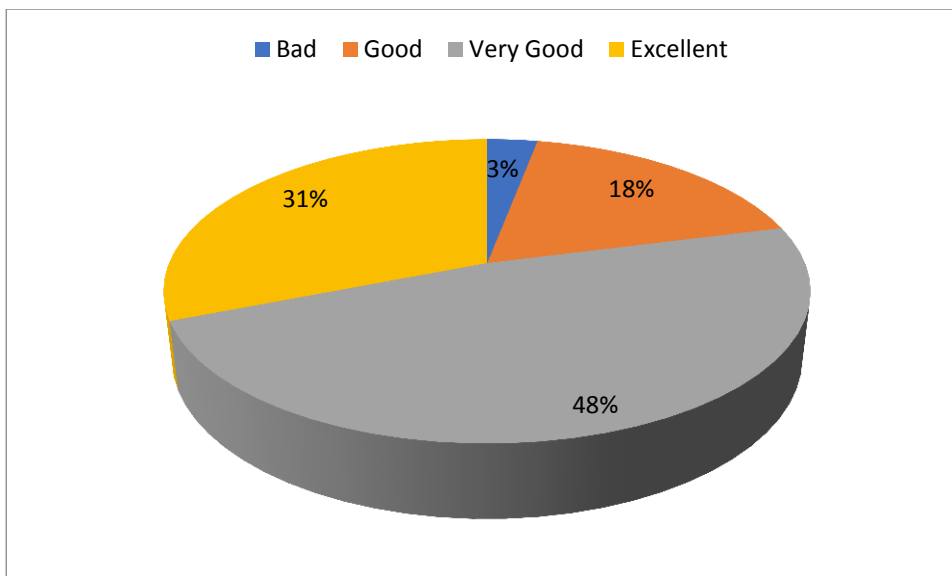
1. How do you rate the Quality and relevance of the courses included into the curriculum.

Bad	Good	Very Good	Excellent
4%	23%	36%	37%



2. Your opinion about the Department staff and their support.

Bad	Good	Very Good	Excellent
3%	18%	48%	31%



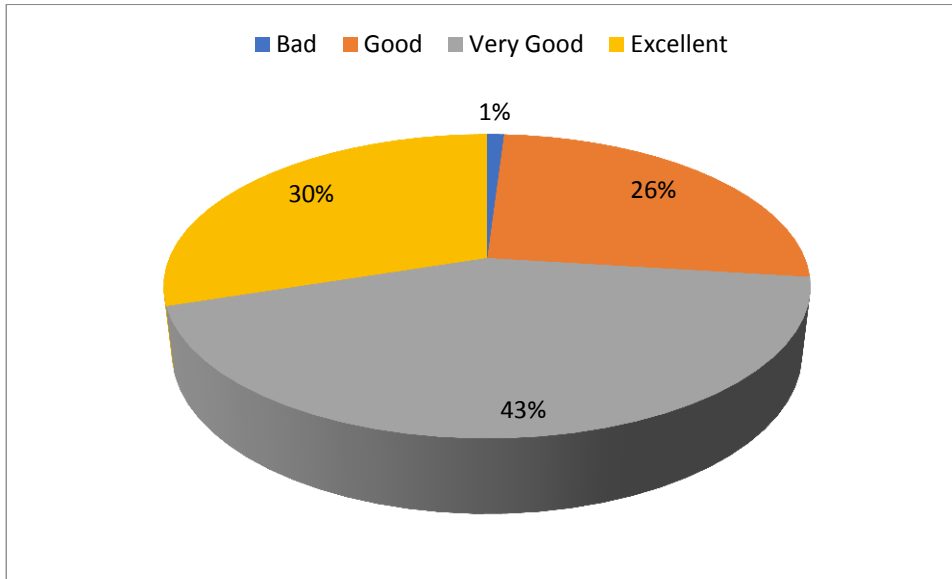


REGENT EDUCATION & RESEARCH FOUNDATION

Group of Institutions


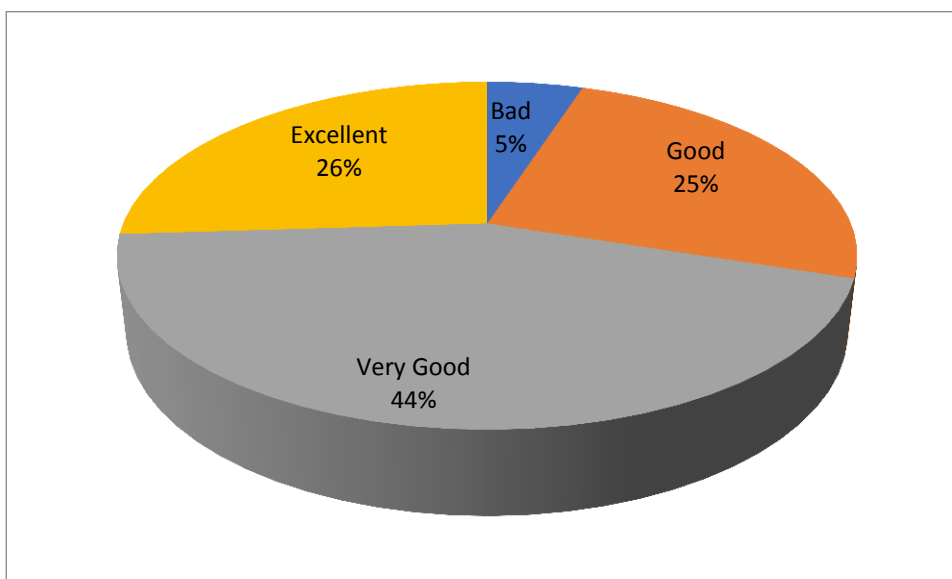
3. Your Feedback about the subject faculties and lab equipment.

Bad	Good	Very Good	Excellent
1%	26%	43%	30%



4. Feedback about Library Facilities.

Bad	Good	Very Good	Excellent
5%	25%	44%	26%

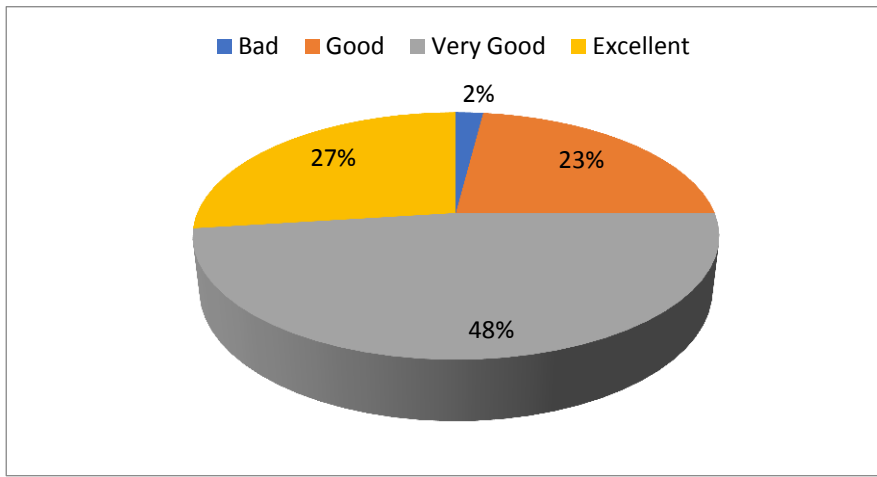




REGENT EDUCATION & RESEARCH FOUNDATION Group of Institutions

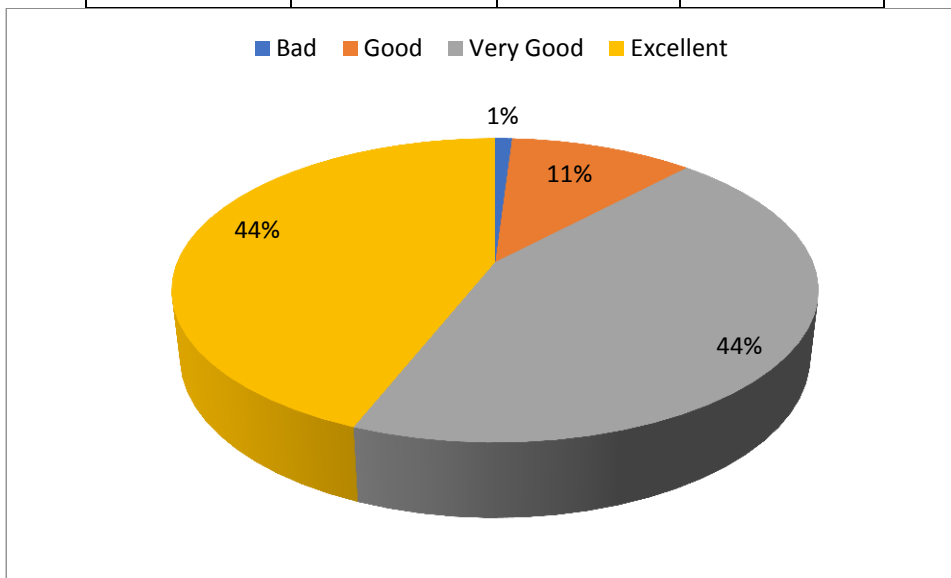
5. Feedback about the Sports Facilities.

Bad	Good	Very Good	Excellent
2%	23%	48%	27%



6. How approachable is the authorities regarding any quarries

Bad	Good	Very Good	Excellent
1%	11%	44%	44%

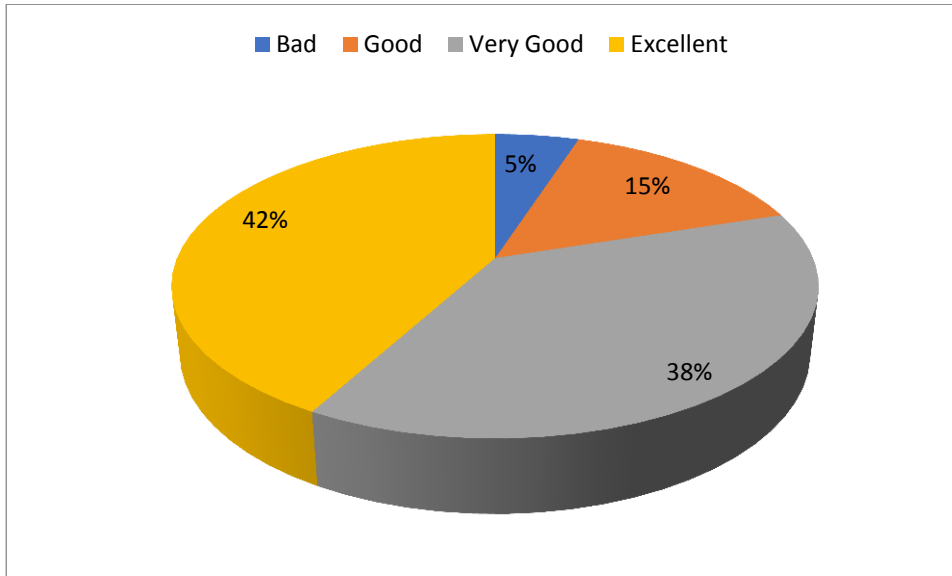




REGENT EDUCATION & RESEARCH FOUNDATION Group of Institutions

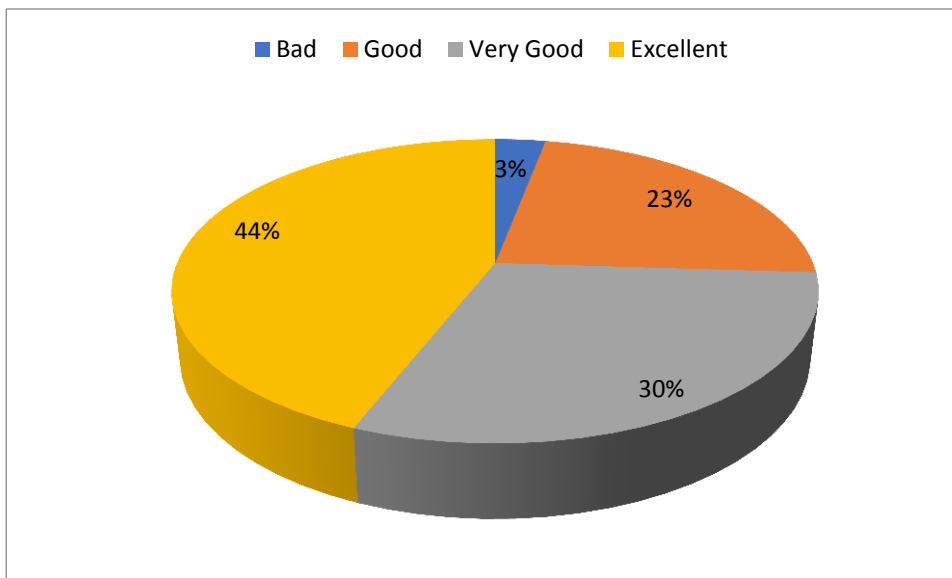
7. How do you rate the infrastructure of this institute.

Bad	Good	Very Good	Excellent
5%	15%	38%	42%



8. Rate Student-Teacher relationship.

Bad	Good	Very Good	Excellent
3%	23%	30%	44%

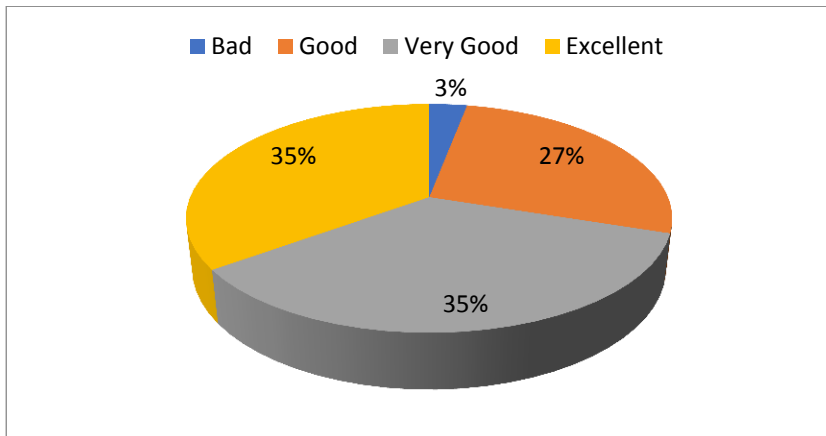




REGENT EDUCATION & RESEARCH FOUNDATION Group of Institutions

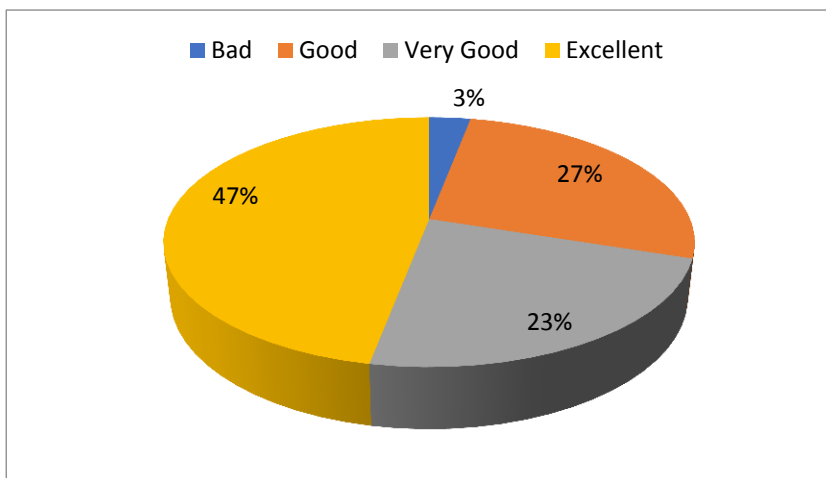
9. How this Institute support student related to financial aid.



Bad	Good	Very Good	Excellent
3%	27%	35%	35%



10. How is the general ambience in the College?

Bad	Good	Very Good	Excellent
3%	27%	23%	47%



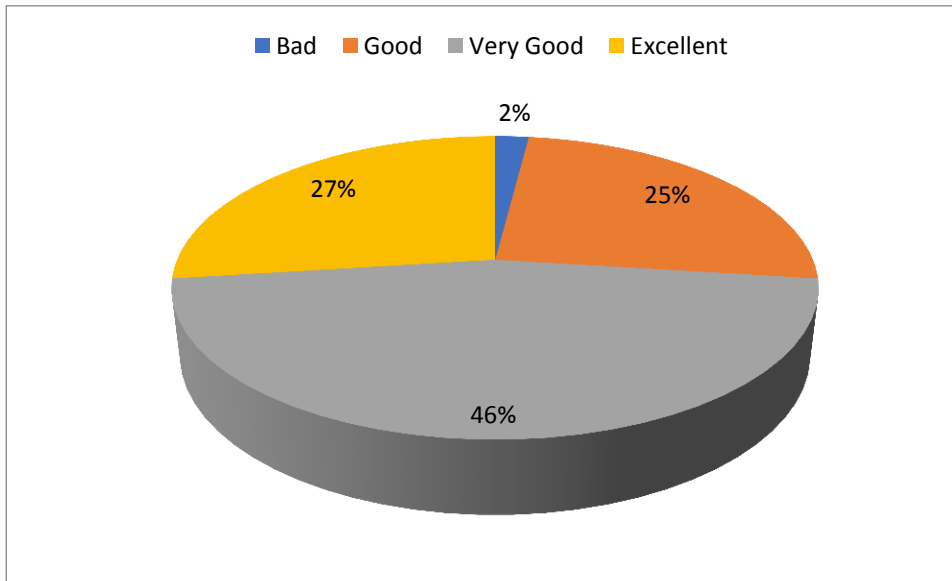







REGENT EDUCATION & RESEARCH FOUNDATION Group of Institutions

11. How is the cleanliness and hygiene of college premises?

Bad	Good	Very Good	Excellent
2%	25%	46%	27%






**REGENT
EDUCATION &
RESEARCH FOUNDATION**
Group of Institutions

Alumni Feedback Analysis Chart (2021-22)

	Rate the adequateness of the courses offered in the program.	Rate the sufficiency of syllabus content to bridge the gap between academics and industry.	Rate the curriculum in relation to your current Professional standard.	Rate the skills acquired from the curriculum to face the industry challenges/requirements.	Rate the institutes laboratory and equipment adequateness for practical exposure	Rate the offering of elective in relation to the technology advancement	Rate the design of the courses in terms of extra learning or self learning.	Rate the competence and support by the teacher.	Rate the training and placement cell in getting placement opportunities.	Rate the institutes support and contribution for overall development.	How was the general ambience in the College?	How was the college library?	How was the sports & cultural facility of the institute?	How was the cleanliness and hygiene of college premises?	How was the food quality in the canteen?
Bad	3%	4%	5%	5%	8%	3%	9%	2%	10%	5%	8%	8%	1%	4%	3%
Good	26%	21%	30%	19%	28%	23%	35%	16%	25%	19%	32%	31%	23%	19%	12%
Very Good	38%	33%	28%	35%	38%	43%	29%	18%	35%	42%	38%	45%	38%	36%	29%
Excellent	33%	42%	37%	41%	26%	31%	27%	64%	30%	34%	22%	16%	38%	41%	56%

(Handwritten Signature)

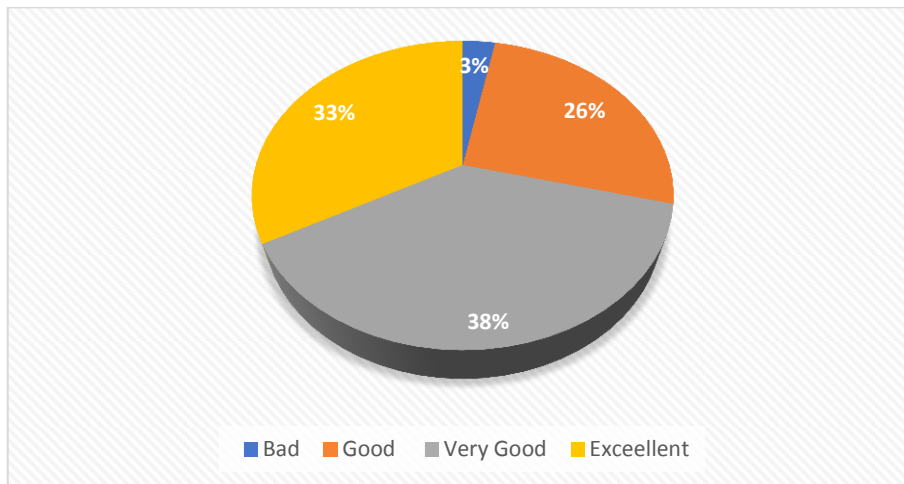




REGENT EDUCATION & RESEARCH FOUNDATION Group of Institutions

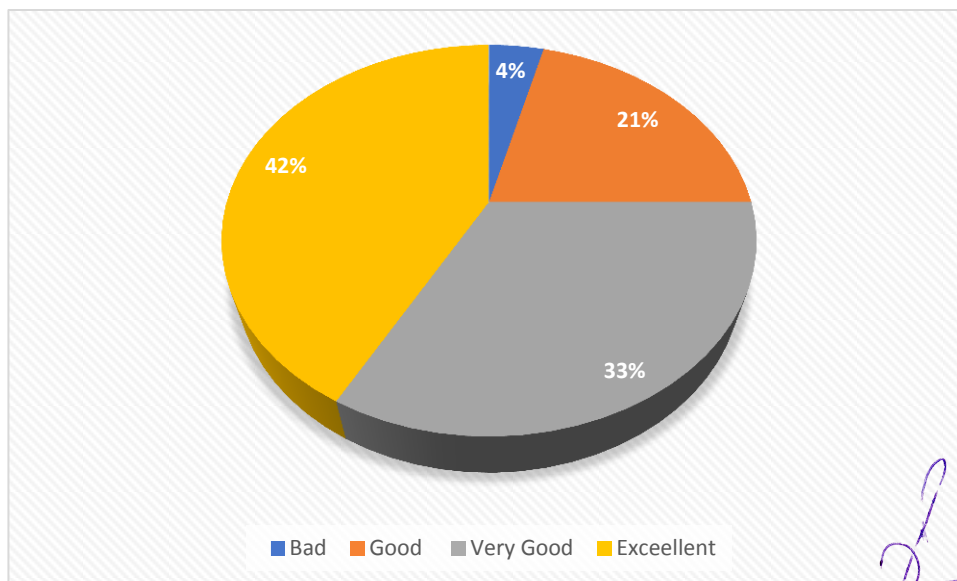
1. Rate the adequateness of the courses offered in the program –

Bad	Good	Very Good	Excellent
3%	26%	38%	33%



2. Rate the sufficiency of syllabus content to bridge the gap between academics and industry –

Bad	Good	Very Good	Excellent
4%	21%	33%	42%

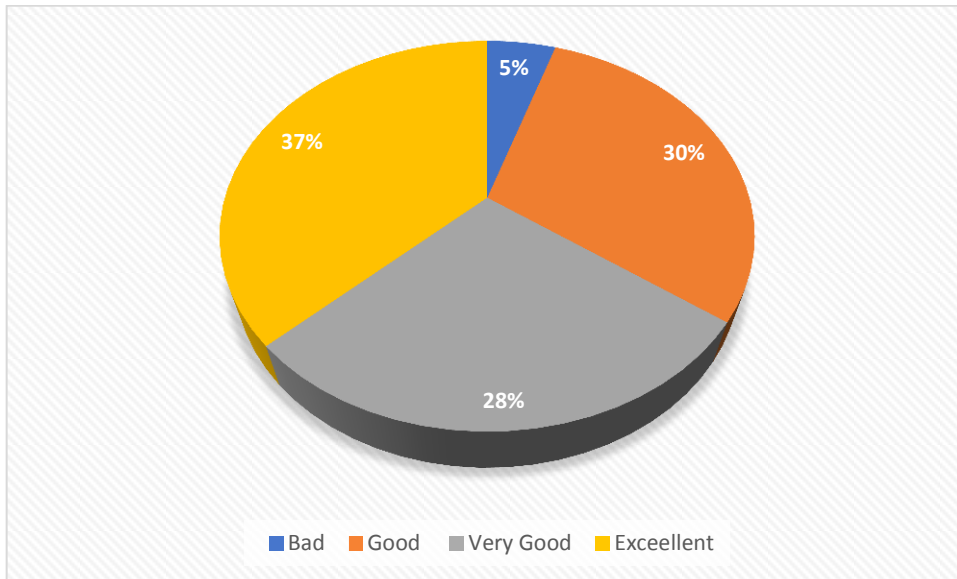




REGENT EDUCATION & RESEARCH FOUNDATION Group of Institutions

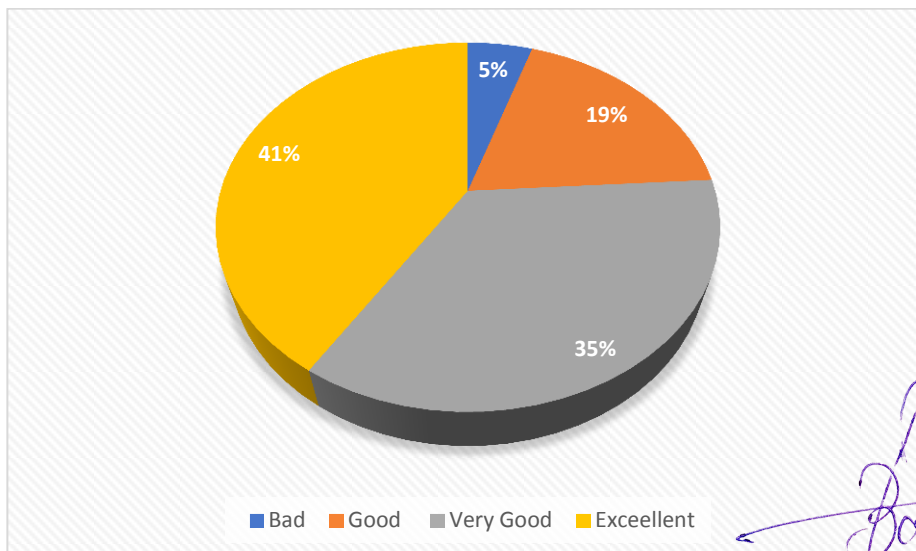
3. Rate the curriculum in relation to your current Professional standard –

Bad	Good	Very Good	Excellent
5%	30%	28%	37%




4. Rate the skills acquired from the curriculum to face the industry challenges/requirements –

Bad	Good	Very Good	Excellent
5%	19%	35%	41%



[Handwritten Signature]

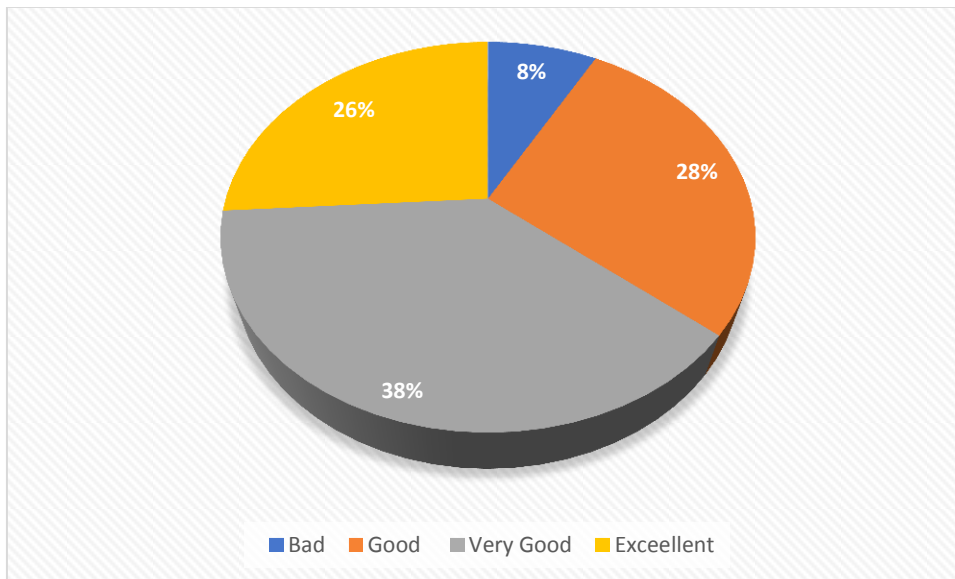




**REGENT
EDUCATION &
RESEARCH FOUNDATION**
Group of Institutions

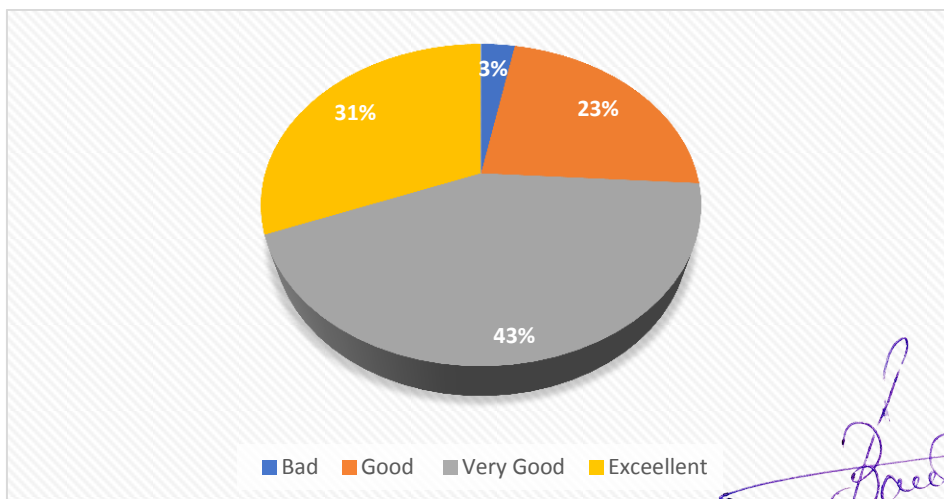
5. Rate the institutes laboratory and equipment adequateness for practical exposure –

Bad	Good	Very Good	Excellent
8%	28%	38%	26%




6. Rate the offering of elective in relation to the technology advancement –

Bad	Good	Very Good	Excellent
3%	23%	43%	31%



[Handwritten signature]

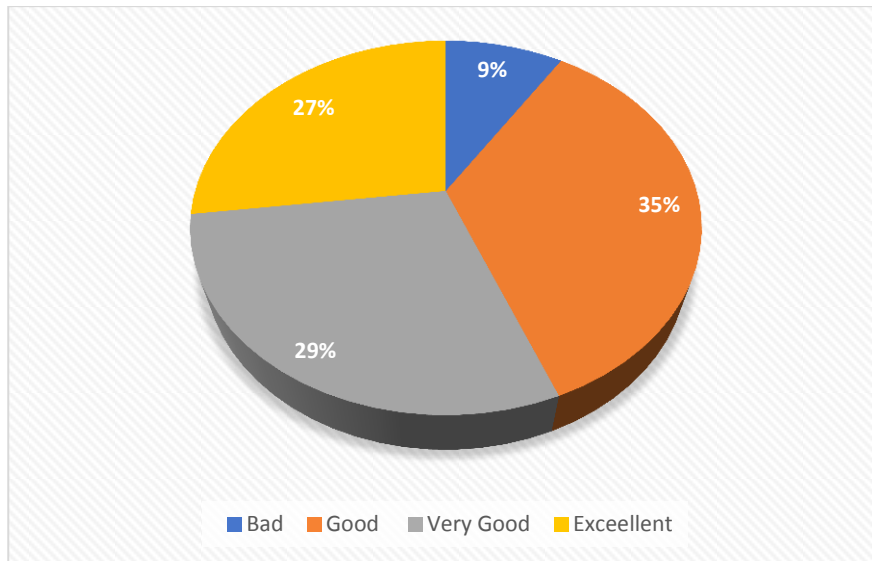




REGENT EDUCATION & RESEARCH FOUNDATION Group of Institutions

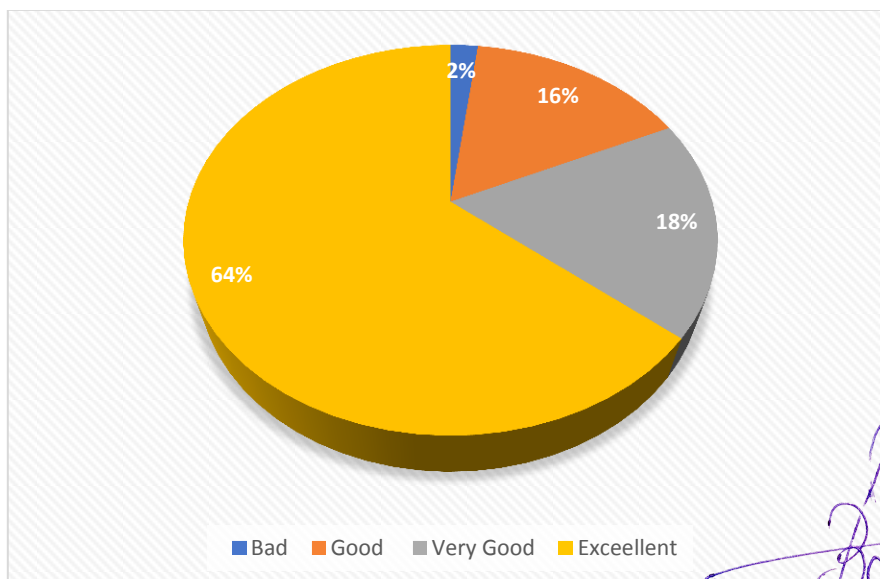
7. Rate the design of the courses in terms of extra learning or self learning –

Bad	Good	Very Good	Excellent
9%	35%	29%	27%




8. Rate the competence and support by the teacher –

Bad	Good	Very Good	Excellent
2%	16%	18%	64%



[Handwritten signature]

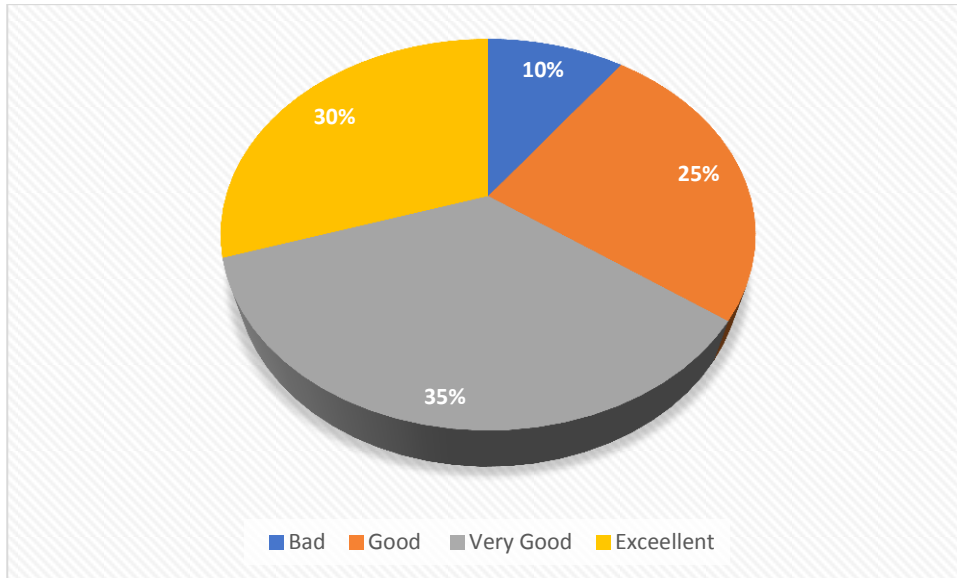




REGENT EDUCATION & RESEARCH FOUNDATION Group of Institutions


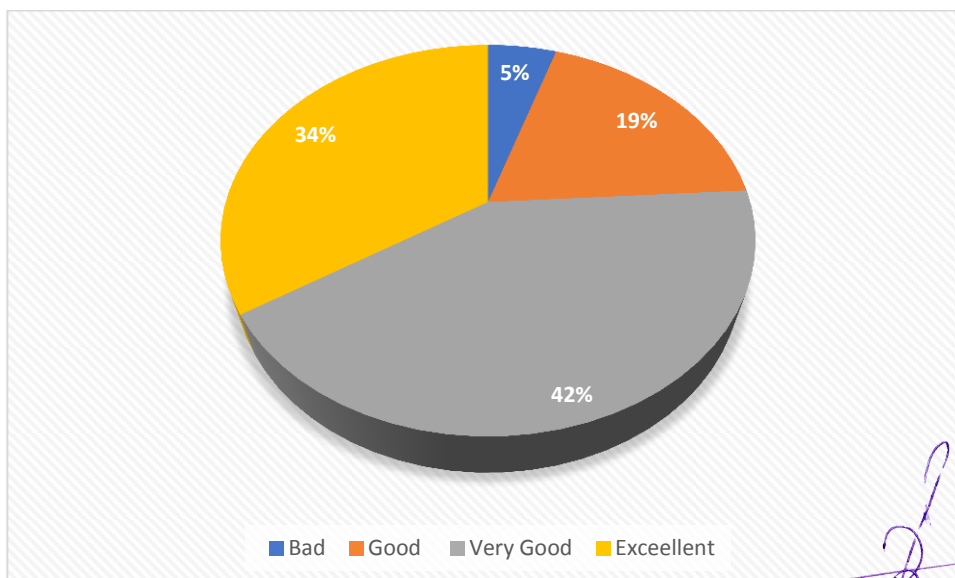
9. Rate the training and placement cell in getting placement opportunities –

Bad	Good	Very Good	Excellent
10%	25%	35%	30%



10. Rate the institutes support and contribution for overall development –

Bad	Good	Very Good	Excellent
5%	19%	42%	34%

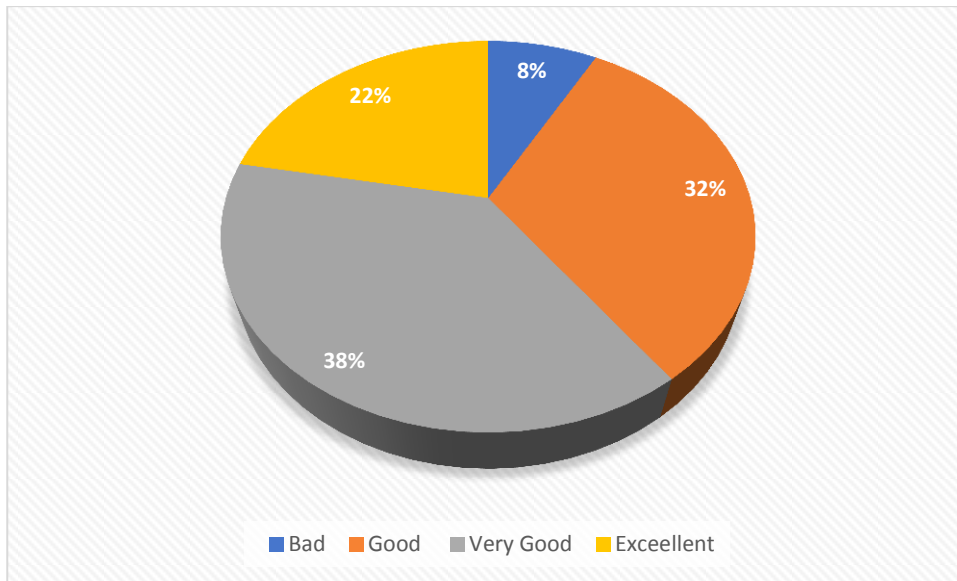




REGENT EDUCATION & RESEARCH FOUNDATION Group of Institutions

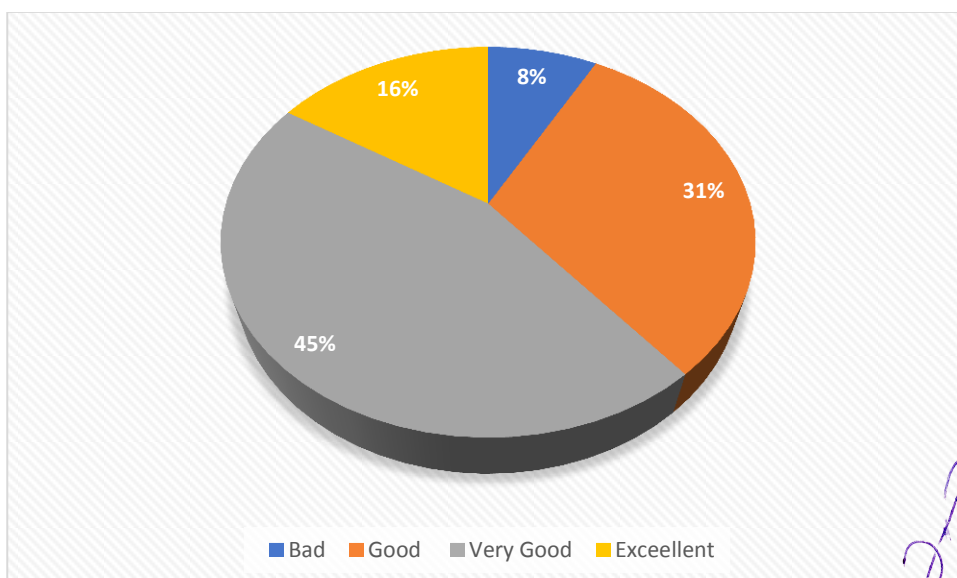
11. How was the general ambience in the College?

Bad	Good	Very Good	Excellent
8%	32%	38%	22%




12. How was the college library?

Bad	Good	Very Good	Excellent
8%	31%	45%	16%



[Handwritten Signature]

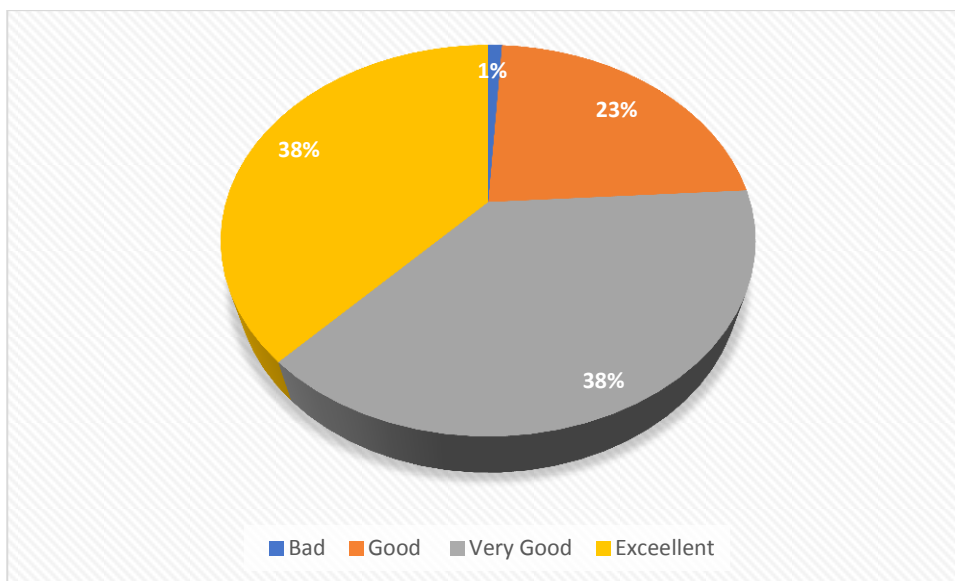




**REGENT
EDUCATION &
RESEARCH FOUNDATION**
Group of Institutions


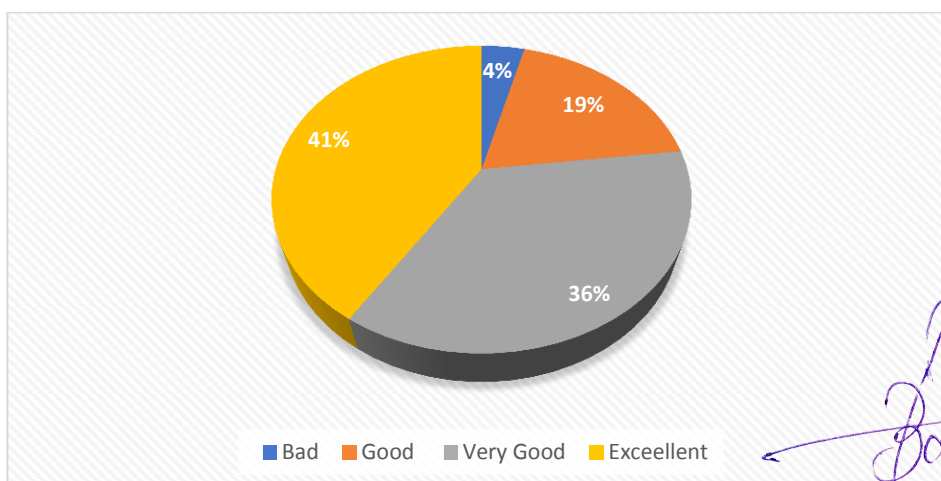
13. How was the cleanliness and hygiene of college premises?

Bad	Good	Very Good	Excellent
1%	23%	38%	38%



14. How was the sports & cultural facility of the institute?

Bad	Good	Very Good	Excellent
4%	19%	36%	41%


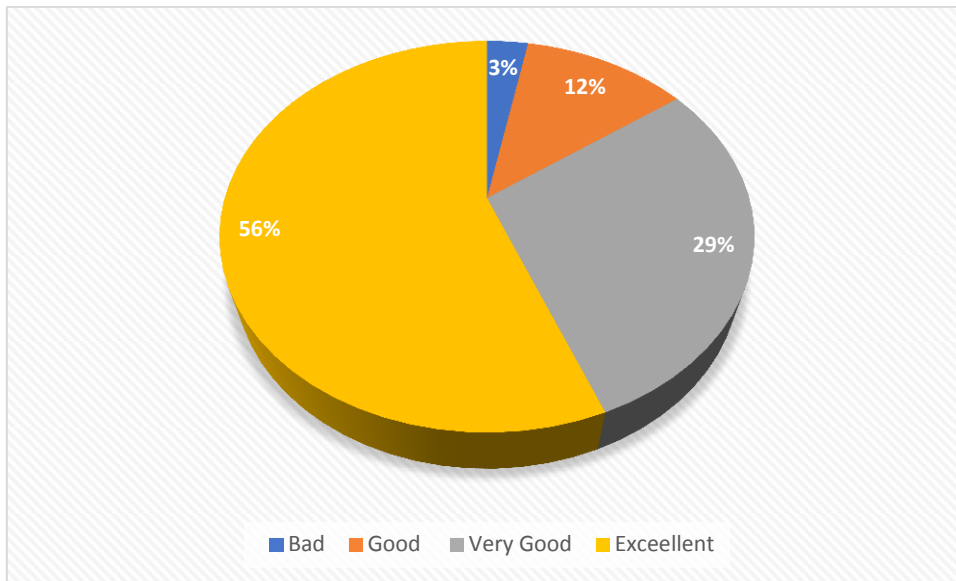




REGENT EDUCATION & RESEARCH FOUNDATION Group of Institutions

15. How was the food quality in the canteen?

Bad	Good	Very Good	Excellent
3%	12%	29%	56%






**REGENT
EDUCATION &
RESEARCH FOUNDATION**
Group of Institutions

Employer Feedback Analysis Chart (2021-22)

	Developing practical solutions to work place problems	Working as part of a team	Creative in response to workplace challenges	Their planning and organization skills	Self-motivated and taking on appropriate level of responsibility	Open to new ideas and learning new techniques	Using technology and workplace equipment	Ability to contribute to the goal of the organization	Technical knowledge/skill	Innovativeness, creativity	Involvement in social activities	How is the general ambience in the College?	How is the cleanliness and hygiene of college premises?	How is the food quality in the canteen?	On a scale of 1 to 10 how do you rate your overall satisfaction with students and the curriculum?
Bad	3%	4%	6%	4%	7%	7%	8%	8%	3%	6%	4%	6%	8%	7%	6%
Good	15%	12%	20%	22%	40%	35%	28%	28%	25%	35%	30%	39%	33%	40%	20%
Very Good	46%	23%	35%	35%	20%	28%	39%	39%	30%	38%	33%	26%	36%	20%	35%
Excellent	36%	61%	39%	39%	33%	30%	25%	25%	42%	21%	33%	29%	23%	33%	39%

[Handwritten Signature]

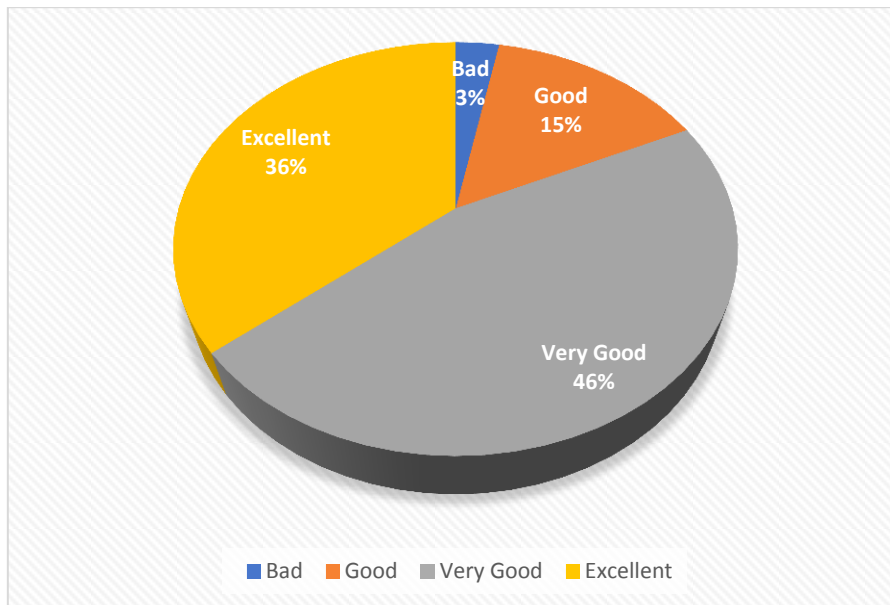




REGENT EDUCATION & RESEARCH FOUNDATION Group of Institutions

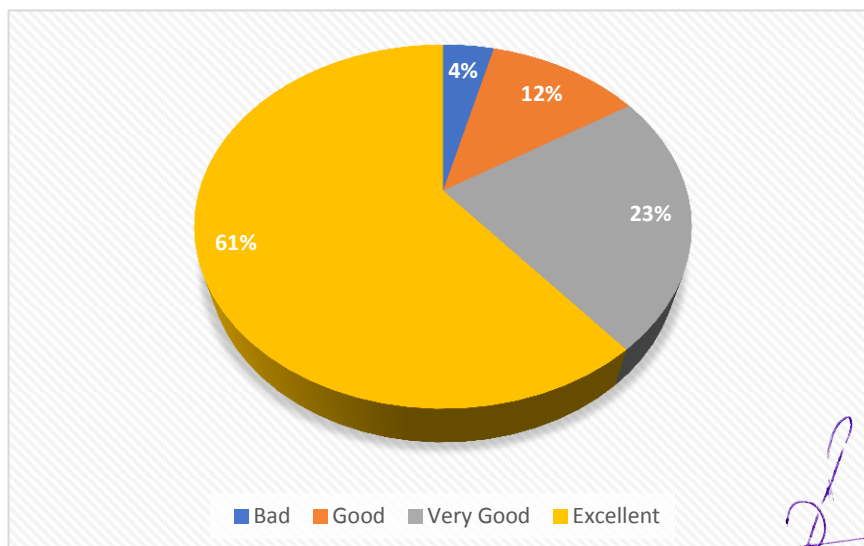
1. Developing practical solutions to work place problems –

Bad	Good	Very Good	Excellent
3%	15%	46%	36%



2. Working as part of a team –

Bad	Good	Very Good	Excellent
4%	12%	23%	61%



[Handwritten Signature]

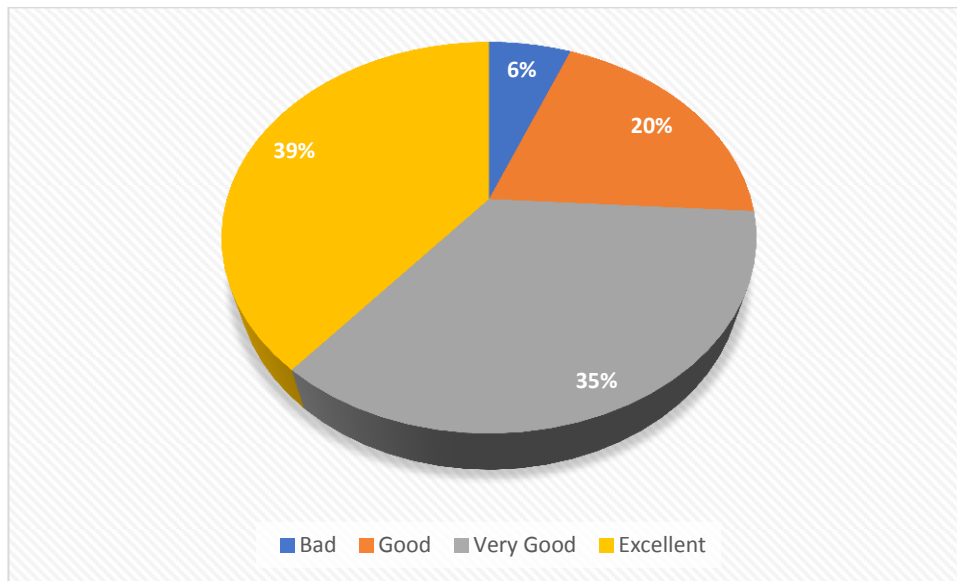




REGENT EDUCATION & RESEARCH FOUNDATION Group of Institutions

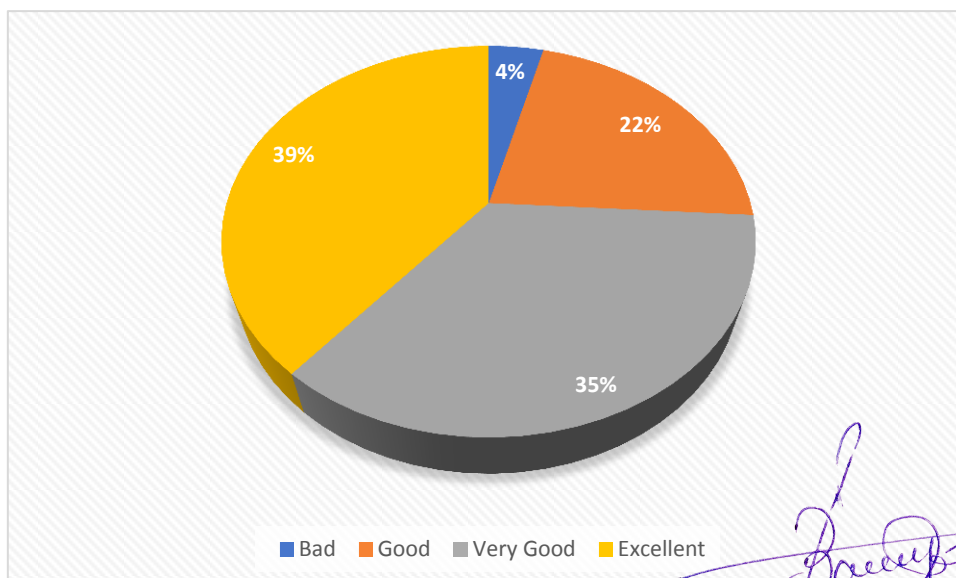
3. Creative in response to workplace challenges –

Bad	Good	Very Good	Excellent
6%	20%	35%	39%



4. Their planning and organization skills –

Bad	Good	Very Good	Excellent
4%	22%	35%	39%



[Handwritten Signature]

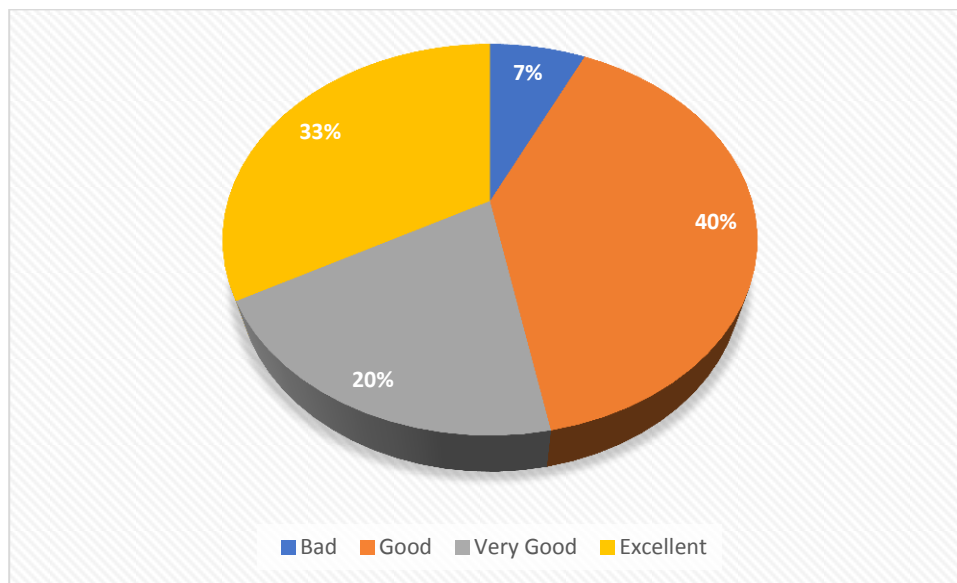




**REGENT
EDUCATION &
RESEARCH FOUNDATION**
Group of Institutions

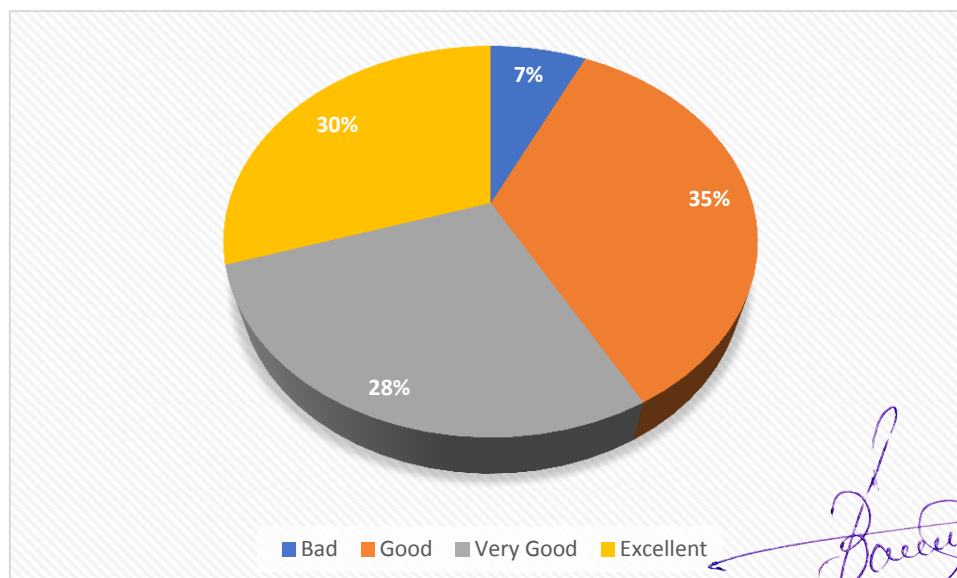
5. Self-motivated and taking on appropriate level of responsibility –

Bad	Good	Very Good	Excellent
7%	40%	20%	33%




6. Open to new ideas and learning new techniques –

Bad	Good	Very Good	Excellent
7%	35%	28%	30%



[Handwritten Signature]

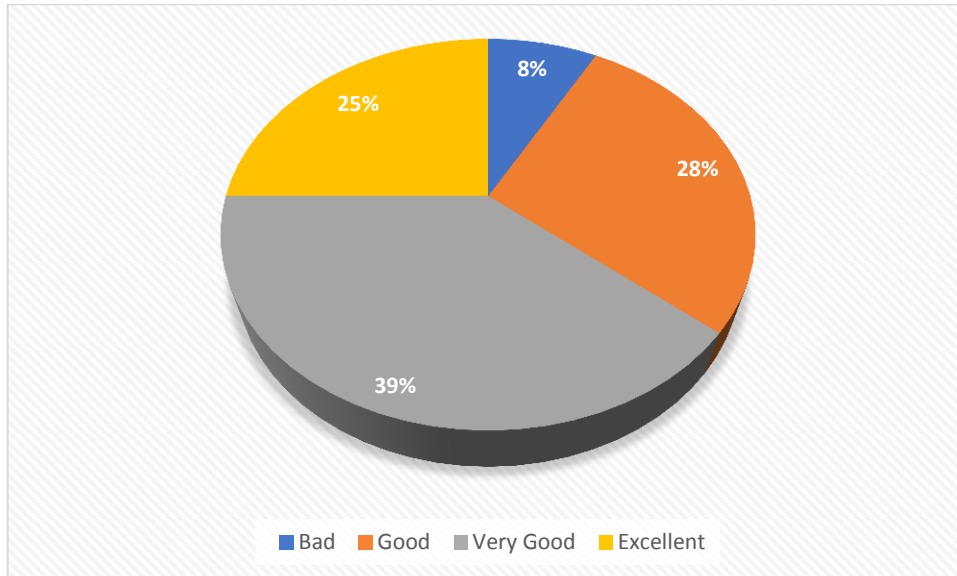




REGENT EDUCATION & RESEARCH FOUNDATION Group of Institutions

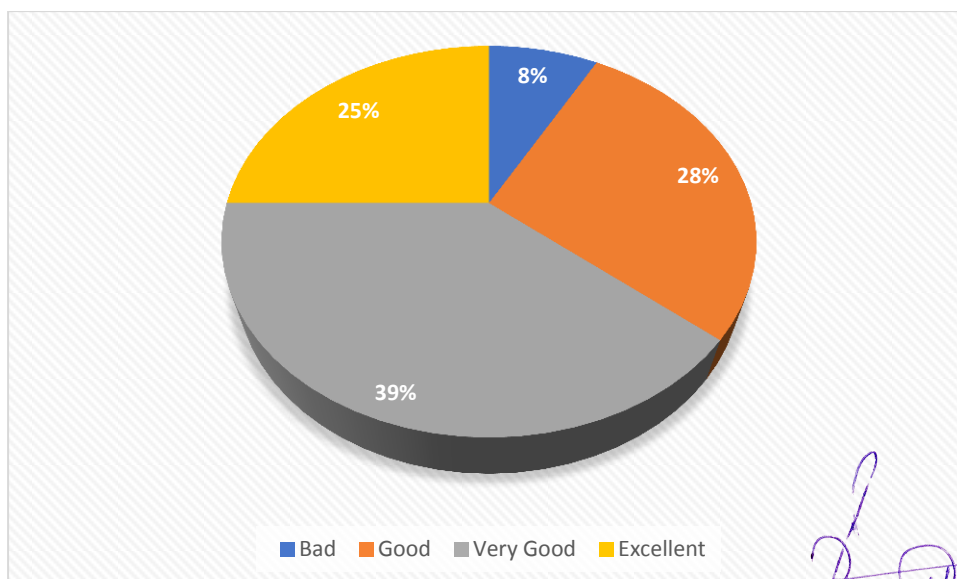
6. Using technology and workplace equipment

Bad	Good	Very Good	Excellent
8%	28%	39%	25%




7. Ability to contribute to the goal of the organization –

Bad	Good	Very Good	Excellent
8%	28%	39%	25%



[Handwritten Signature]

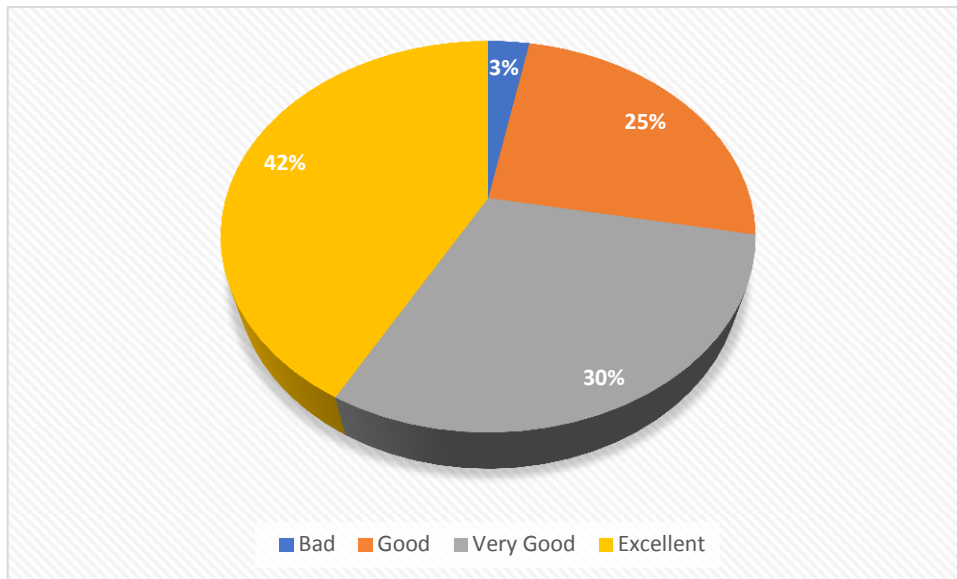




REGENT EDUCATION & RESEARCH FOUNDATION Group of Institutions


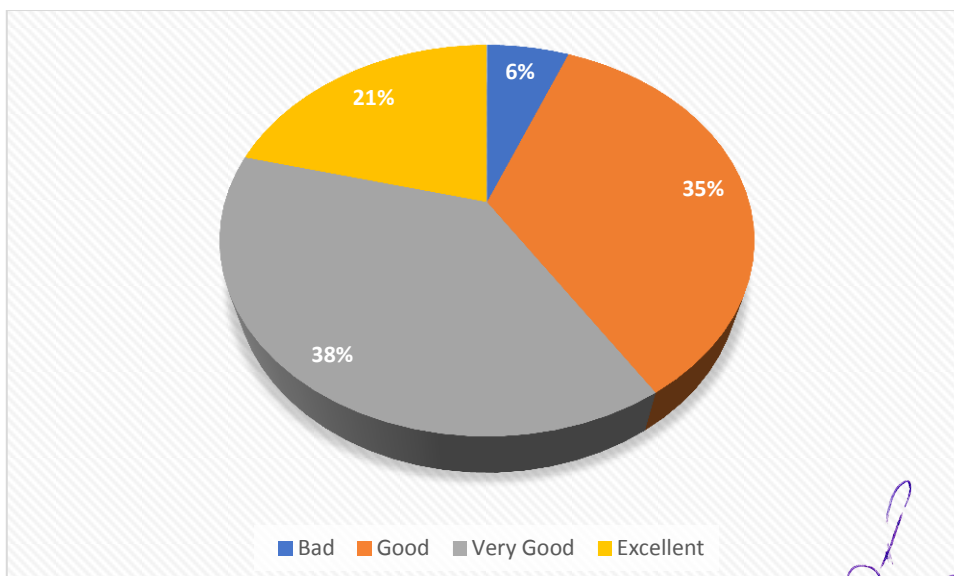
8. Technical knowledge/skill –

Bad	Good	Very Good	Excellent
3%	25%	30%	42%



9. Innovativeness, creativity –

Bad	Good	Very Good	Excellent
6%	35%	38%	21%

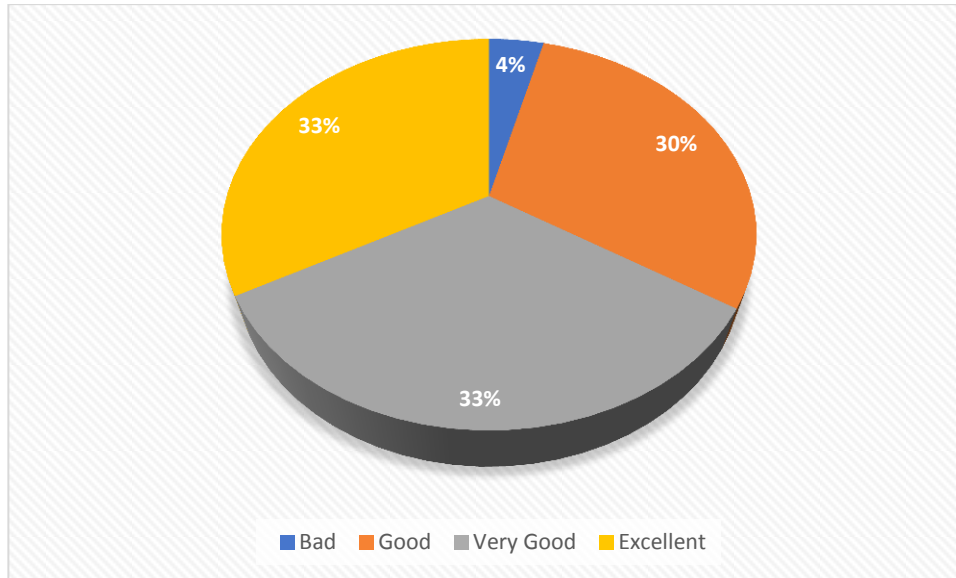




REGENT EDUCATION & RESEARCH FOUNDATION Group of Institutions

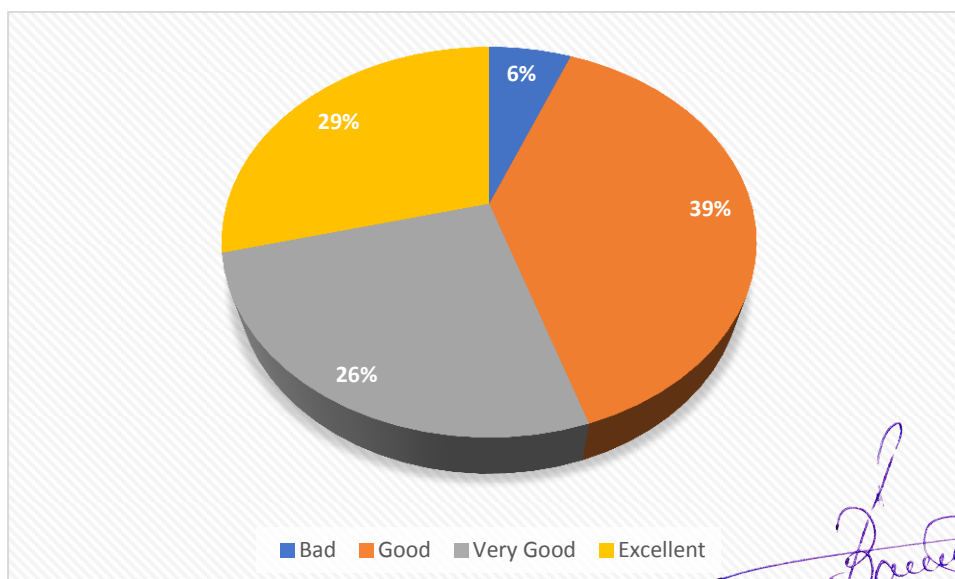
10. Involvement in social activities –

Bad	Good	Very Good	Excellent
4%	30%	33%	33%




11. How is the general ambience in the College?

Bad	Good	Very Good	Excellent
6%	39%	26%	29%



[Handwritten Signature]

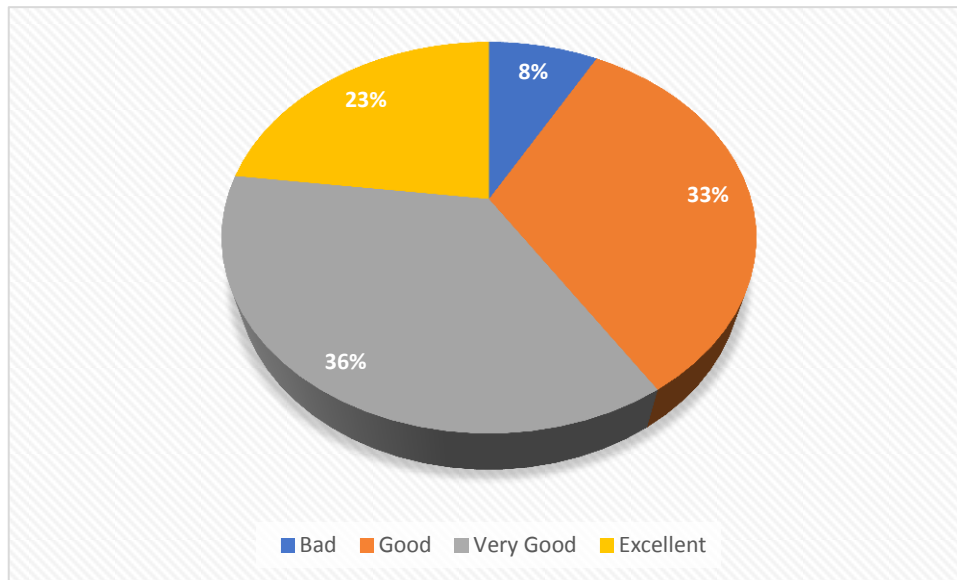




REGENT EDUCATION & RESEARCH FOUNDATION Group of Institutions

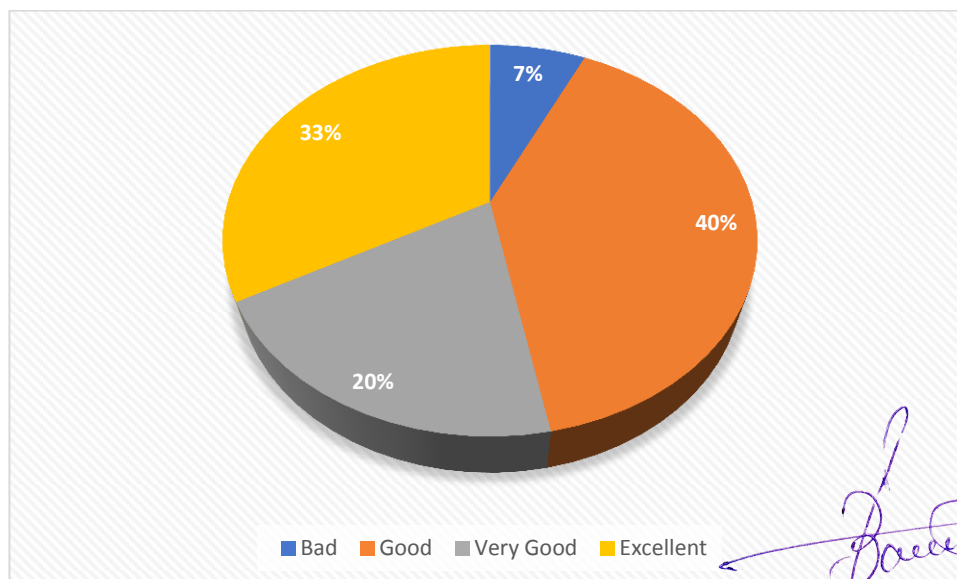
12. How is the cleanliness and hygiene of college premises?

Bad	Good	Very Good	Excellent
8%	33%	36%	23%




13. How is the food quality in the canteen?

Bad	Good	Very Good	Excellent
7%	40%	20%	33%



[Handwritten Signature]





REGENT EDUCATION & RESEARCH FOUNDATION Group of Institutions

14. On a scale of 1 to 10 how do you rate your overall satisfaction with students and the curriculum?

Bad	Good	Very Good	Excellent
6%	20%	35%	39%

