



# National Institutional Ranking Framework

Ministry of Human Resource Development

Government of India



(/dcs/NIRFIndia/Home)

[HOME \(HTTPS://WWW.NIRFINDIA.ORG/HOME\)](https://www.nirfindia.org/home)

[ABOUT NIRF \(HTTPS://WWW.NIRFINDIA.ORG/ABOUT\)](https://www.nirfindia.org/about)

[PARAMETERS \(HTTPS://WWW.NIRFINDIA.ORG/PARAMETER\)](https://www.nirfindia.org/parameter)

[DOCUMENTS \(HTTPS://WWW.NIRFINDIA.ORG/DOCUMENTS\)](https://www.nirfindia.org/documents)

[RANKING](#)

[FEEDBACK \(HTTPS://WWW.NIRFINDIA.ORG/FEEDBACK\)](https://www.nirfindia.org/feedback)

[CONTACT \(HTTPS://WWW.NIRFINDIA.ORG/CONTACT\)](https://www.nirfindia.org/contact)

## Welcome to Data Capturing System: OVERALL

**Institute ID:** IR17-I-2-12128

**Institute Name:** REGENT EDUCATION & RESEARCH FOUNDATION GROUP OF INSTITUTIONS

### Full Report

Institute ID: IR17-I-2-12128

Institute Name: REGENT EDUCATION & RESEARCH FOUNDATION GROUP OF INSTITUTIONS

### Sanctioned (Approved) Intake

Academic Year	2015-16	2014-15	2013-14	2012-13	2011-12
UG [4 Years Program(s)]	420	420	360	360	---

Academic Year	2015-16	2014-15	2013-14	2012-13	2011-12
PG [2 Years Program(s)]	120	120	---	---	---
PG [3 Years Program(s)]	120	120	120	---	---

### Total Actual Student Strength (Program(s) Offered by Your Institution)

(All programs of all years)	No. of Male Students	No. of Female Students	Total Students	Within State (Including male & female)	Outside State (Including male & female)	Outside Country (Including male & female)	Economically Backward (Including male & female)	Socially Challenged (SC+ST+OBC Including male & female)
UG	1056	136	1192	1107	85	0	312	363
PG	77	25	102	28	74	0	36	20

### Placement & Higher Studies

## UG [4 Years Program(s)]: Placement &amp; higher studies for previous 3 years

Academic Year	No. of first year students admitted in the year	Academic Year	No. of students admitted (Lateral Entry)	Academic Year	No. of students graduating in minimum stipulated time	No. of students placed through campus placement	Median salary of placed graduates (Amount in Rs.)	No. of students selected for Higher Studies
(2010-11)	234	(2011-12)	25	(2013-14)	259	205	144000 (ONE LAKHS FOURTY FOUR THOUSANDS)	20
(2011-12)	240	(2012-13)	26	(2014-15)	266	211	180000 (ONE LAKHS EIGHTY THOUSANDS)	15
(2012-13)	232	(2013-14)	88	(2015-16)	320	261	330000 (THREE LAKHS THIRTY THOUSANDS)	17

## PG [2 Years Program(s)]: Placement &amp; higher studies for previous 3 years

Academic Year	No. of first year students admitted in the year	Academic Year	No. of students graduating in minimum stipulated time	No. of students placed through campus placement	Median salary of placed graduates (Amount in Rs.)	No. of students selected for Higher Studies
(2012-13)	30	(2013-14)	30	25	120000(ONE LAKHS TWENTY THOUSANDS)	0
(2013-14)	18	(2014-15)	18	14	180000(ONE LAKHS EIGHTY THOUSANDS)	0
(2014-15)	18	(2015-16)	18	10	180000(ONE LAKHS EIGHTY THOUSANDS)	0

## PG [3 Years Program(s)]: Placement &amp; higher studies for previous 3 years

Academic Year	No. of first year students admitted in the year	Academic Year	No. of students graduating in minimum stipulated time	No. of students placed through campus placement	Median salary of placed graduates (Amount in Rs.)	No. of students selected for Higher Studies
(2011-12)	43	(2013-14)	43	33	168000(ONE LAKHS SIXTY EIGHT THOUSANDS)	5
(2012-13)	34	(2014-15)	34	25	180000(ONE LAKHS EIGHTY THOUSANDS)	4
(2013-14)	15	(2015-16)	15	10	120000(ONE LAKHS TWENTY THOUSANDS)	2

## Entrepreneurship

No. of sustained spin-off companies set up over the previous 5 years (2011-2016)(Companies started by the Students/Alumni/Faculty in the institutions business incubators):

## Top University Admission Data

No. of graduating students from your institution who were admitted into Top University/Institution to pursue higher studies in the year 2015-16:

No. of PG students admitted into your institutions from Top Institution in the year 2015-16:

No. of Ph.D students admitted into your institutions from Top Institution in the year 2015-16:





Total No.of PG & Ph.D students admitted:

## Ph.D Student Details

No. of Ph.D students graduated (including Integrated Ph.D)

2015-16	2014-15	2013-14
0	0	0

## Faculty Details

#	Name	Age	Designation	Gender	Qualification	Experience (In Months)
 1	AVIK GHOSH DASTIDAR	36	Assistant Professor	Male	M.Sc(Phy)	96
 2	TANUSRI SINGHA ROY	26	Assistant Professor	Female	M.Sc.	24
 3	ABHINABA BANERJEE	28	Assistant Professor	Male	M.Tech	14
 4	ALAKANANDA MOULIK	44	Assistant Professor	Female	M.A	24

	#	Name	Age	Designation	Gender	Qualification	Experience (In Months)
+	5	ALINA BANERJEE	33	Assistant Professor	Female	M.Tech	24
+	6	AMAL BHATTACHARYYA	63	Assistant Professor	Male	M.E.	260
+	7	AMARTYA GHOSH	33	Assistant Professor	Male	M.Tech	60
+	8	AMIT DUTTA BANIK	28	Assistant Professor	Male	M.Sc(Phy)	61
+	9	AMRITA CHAKRABORTY	31	Assistant Professor	Female	M.A	67
+	10	AMRITA CHATTERJEE	30	Assistant Professor	Female	MBA	51
+	11	AMRITA DUTTA GUPTA	28	Assistant Professor	Female	MCA	24
+	12	ANAMIKA MUKHERJEE	32	Assistant Professor	Female	M.A	104
+	13	ANANDA SHANKER CHATTERJEE	27	Assistant Professor	Male	MCA	24
+	14	ANIRBAN MUKHERJEE	26	Assistant Professor	Male	MCA	15
+	15	ANIRUDDHA RAY	54	Assistant Professor	Male	M.Sc.	156
+	16	ANKIT KUMAR	25	Assistant Professor	Male	M.Tech	24
+	17	ANKITA BHATTACHARYA	26	Assistant Professor	Female	M.Tech	24
+	18	ANTIMA PAL	36	Assistant Professor	Female	M.Tech	36
+	19	ARKA SAHA	25	Assistant Professor	Male	M.Tech	13
+	20	ARNAB PAUL	32	Assistant Professor	Male	M.Tech	72
+	21	ARNAB KUMAR DAS	26	Assistant Professor	Male	M.E.	14
+	22	ARPITA BARAL	31	Assistant Professor	Male	MCA	24
+	23	ARUNAVA DAS	26	Assistant Professor	Male	M.Tech	26
+	24	ARUP MALLICK	33	Assistant Professor	Male	M.Tech	60
+	25	ASHMITA GUHA CHOWDHURY	31	Assistant Professor	Female	M.Tech	24

	#	Name	Age	Designation	Gender	Qualification	Experience (In Months)
+	26	ASHOK KUMAR SHAW	37	Assistant Professor	Male	Ph.D	132
+	27	ASHOKE KUMAR GANGULY	68	Associate Professor	Male	M.E.	50
+	28	ASIM KUMAR SAHA	65	Assistant Professor	Male	M.Tech	36
+	29	ATANU KUMAR DAS	28	Assistant Professor	Male	M.Tech	34
+	30	AVRAJYOTI DUTTA	28	Assistant Professor	Male	M.Tech	15
+	31	AYAN CHAUDHURY	29	Assistant Professor	Male	M.Tech	24
+	32	BARUN KUMAR MUKHERJEE	25	Assistant Professor	Male	MBA	32
+	33	BHUPEN KUMAR NATH	50	Assistant Professor	Male	M.Sc.	20
+	34	BIDYUT KUMAR GHOSH	30	Assistant Professor	Male	M.Tech	60
+	35	BINAY KUMAR YADAV	26	Assistant Professor	Male	M.Tech	35
+	36	BISWARANJAN DAS	32	Assistant Professor	Male	M.Sc.	48
+	37	CATHERINE CHAKRABARTI	47	Assistant Professor	Female	MA(MC): M.A.Mass Communication	82
+	38	CHANDAN DAS	44	Assistant Professor	Male	M.Sc.	236
+	39	CHIRANJIB CHAKRABARTI	29	Assistant Professor	Male	M.Sc(Phy)	66
+	40	DEBARATA DAS	47	Assistant Professor	Male	M.A	15
+	41	DEBJIT BHOWMIK	36	Assistant Professor	Male	M.Tech	25
+	42	DEBJIT DAS	26	Assistant Professor	Male	M.Tech	12
+	43	DEBJIT DAS	26	Assistant Professor	Male	MCA	13
+	44	DEEPAK KUMAR JHA	32	Assistant Professor	Male	M.Tech	13
+	45	DIPALI ADHIKARI MAITY	56	Assistant Professor	Female	M.A	13

	#	Name	Age	Designation	Gender	Qualification	Experience (In Months)
+	46	DIPANKAR BISWAS	35	Assistant Professor	Male	M.Tech	84
+	47	GOPAL PAUL	33	Assistant Professor	Male	M.Tech	60
+	48	GOPIBANDHU GANGULY	31	Assistant Professor	Male	M.Tech	50
+	49	GUNJAN MUKHERJEE	39	Assistant Professor	Male	MCA	108
+	50	HANSRAJ SARKAR	30	Assistant Professor	Male	MBA	42
+	51	HARI NARAYAN KHAN	32	Assistant Professor	Male	M.Tech	48
+	52	HIMANGSHU PAUL	32	Assistant Professor	Male	M.Sc.	16
+	53	HIMELI CHAKRABORTI	34	Assistant Professor	Female	M.Tech	50
+	54	ISHITA KOLEY	27	Assistant Professor	Female	M.Tech	15
+	55	JAYDEEP CHOWDHURY	29	Assistant Professor	Male	M.Tech	12
+	56	JAYITA GUPTA	32	Assistant Professor	Female	MCA	55
+	57	JEENIA BHADRA	24	Assistant Professor	Female	M.Tech	13
+	58	KADUNATH MURMU	28	Assistant Professor	Male	M.Tech	32
+	59	KAUSHIK PAUL	36	Assistant Professor	Male	MCA	38
+	60	KAUSTAV SARKAR	30	Assistant Professor	Male	M.Tech	24
+	61	KRISHNA GOPAL DHAL	26	Assistant Professor	Male	M.Tech	48
+	62	KRISHNA MULA	25	Assistant Professor	Female	M.Sc.	27
+	63	KRISHNENDU MONDAL	33	Assistant Professor	Male	M.Tech	60
+	64	KRISHNENDU SARKAR	29	Assistant Professor	Male	M.Tech	12
+	65	KUNTAL BHOWMICK	33	Assistant Professor	Male	M.Tech	28
+	66	LABANI NANDI	30	Assistant Professor	Female	M.Tech	30
+	67	LABONI BASU	36	Assistant Professor	Female	MBA	27
+	68	MAINAK SARKAR	31	Assistant Professor	Male	MCA	26



	#	Name	Age	Designation	Gender	Qualification	Experience (In Months)
+	69	MAINAK MUKHERJEE	28	Assistant Professor	Male	M.E.	14
+	70	MANJURI BISWAS	28	Assistant Professor	Female	M.Tech	12
+	71	MANORAM PAUL	29	Assistant Professor	Male	M.Tech	41
+	72	MAYURI KUNDU	26	Assistant Professor	Female	M.Tech	14
+	73	MD NOOR UZZAMAN	31	Assistant Professor	Male	M.Tech	20
+	74	MITRA SEN MAZUMDER	62	Assistant Professor	Female	MBA	486
+	75	MOUMITA MAJUMDER	29	Assistant Professor	Female	M.E.	12
+	76	MOUNARIK MONDAL	27	Assistant Professor	Male	M.Tech	12
+	77	MUNMOON CHAKI	27	Assistant Professor	Female	M.Tech	25
+	78	NABANITA BASU	28	Assistant Professor	Female	M.Tech	12
+	79	NABARUN GHOSH	46	Assistant Professor	Male	M.A	80
+	80	NARAYAN SEN	25	Assistant Professor	Male	M.E.	13
+	81	NIBEDITA MUKHERJEA	51	Assistant Professor	Female	Ph.D	220
+	82	NRIPEN PRAMANIK	36	Assistant Professor	Male	M.E.	60
+	83	PIU GHORAI	27	Assistant Professor	Female	M.Sc.	27
+	84	PIYALI SINHA	29	Assistant Professor	Female	M.Sc.	14
+	85	PRABAL KUMAR BASAK	38	Assistant Professor	Male	M.E.	50
+	86	PRANAB KUMAR BHATTACHARYYA	63	Dean / Principal / Director / Vice Chancellor	Male	Ph.D	425
+	87	PRANAMYA ROY	28	Assistant Professor	Male	M.Tech	32
+	88	PRASUN DAS	37	Assistant Professor	Male	MHM(Hotel MGMT)	70
+	89	PRITHWIJIT MUKHERJEE	24	Assistant Professor	Male	M.Tech	12

	#	Name	Age	Designation	Gender	Qualification	Experience (In Months)
+	90	PRIYABRATA GUHA	41	Assistant Professor	Male	M.Tech	130
+	91	PROSANTA BISWAS	29	Assistant Professor	Male	M.Tech	12
+	92	PULAK MAZUMDAR	40	Assistant Professor	Male	M.Tech	60
+	93	PUSPENDU CHANDRA CHANDRA	27	Assistant Professor	Male	M.Tech	24
+	94	RAJDEEP CHAKRAVARTY	40	Assistant Professor	Male	Ph.D	168
+	95	RAJIB SAHA	27	Assistant Professor	Male	MCA	14
+	96	RIKU BISWAS	26	Assistant Professor	Female	M.Tech	13
+	97	RITUPARNA DEY	24	Assistant Professor	Female	M.Tech	12
+	98	RITUPARNA KAR	30	Assistant Professor	Female	M.Tech	14
+	99	RUPAM ROYCHOWDHURY	32	Assistant Professor	Male	MBA	43
+	100	SAIKAT MONDAL	33	Assistant Professor	Male	M.E.	60
+	101	SAIKAT GOSWAMI	28	Assistant Professor	Male	MBA	39
+	102	SAJAL KUMAR PAUL	30	Assistant Professor	Male	M.Tech	48
+	103	SAMANWITA GHOSH	33	Assistant Professor	Female	M.COM	48
+	104	SANAT KUMAR DAS	34	Assistant Professor	Male	M.Tech	51
+	105	SANDEEP CHAKRABORTY	32	Assistant Professor	Male	M.Tech	40
+	106	SANHIK KAR MAJUMDER	30	Assistant Professor	Male	M.Tech	16
+	107	SANJAY BISWAS	38	Assistant Professor	Male	MBA	93
+	108	SANJIB PAL	35	Assistant Professor	Male	M.Tech	48
+	109	SANTANU SADHUKHAN	29	Assistant Professor	Male	M.Tech	60
+	110	SAYANI MANNA	25	Assistant Professor	Female	M.Tech	24

	#	Name	Age	Designation	Gender	Qualification	Experience (In Months)
+	111	SAYANTAN MUKHOPADHYAY	27	Assistant Professor	Male	MCA	12
+	112	SHREEPARNA CHAKRABORTY	25	Assistant Professor	Female	M.Tech	26
+	113	SHREYA BAISYA	26	Assistant Professor	Female	M.Sc.	14
+	114	SHREYASI SENGUPTA	31	Assistant Professor	Female	M.Tech	24
+	115	SHUBHAJIT BISWAS	29	Assistant Professor	Male	MBA	27
+	116	SHUBHOBRATA DEY	24	Assistant Professor	Male	M.Tech	25
+	117	SOLANKI CHATTERJEE	27	Assistant Professor	Female	M.A	15
+	118	SOMNATH MUKHERJEE	29	Assistant Professor	Male	MCA	12
+	119	SOUMEN SANTRA	28	Assistant Professor	Male	M.Tech	25
+	120	SOUMITA CHATTERJEE	24	Assistant Professor	Female	M.A	13
+	121	SOUMUENDU SEKHAR BANDYOPADHYAY	32	Assistant Professor	Male	MCA	40
+	122	SOURAV PATRA	26	Assistant Professor	Male	M.Tech	39
+	123	SRIJA CHAKRABORTY	26	Assistant Professor	Female	M.Tech	20
+	124	SRUTI MONDAL	26	Assistant Professor	Female	M.Tech	12
+	125	SUBHANKAR GHOSH	38	Assistant Professor	Male	M.Tech	97
+	126	SUBHAS DE	32	Assistant Professor	Male	M.Tech	13
+	127	SUDIP CHATTERJEE	42	Assistant Professor	Male	Ph.D	204
+	128	SUKDEB SAHA	32	Assistant Professor	Male	M.Tech	36
+	129	SULAKSHAN NAHA	31	Assistant Professor	Male	M.E.	52
+	130	SUMAN KUMAR DEY	31	Assistant Professor	Male	M.Tech	65
+	131	SUMIT KUNDU	27	Assistant Professor	Male	M.Tech	12
+	132	SUPARNA PANCHANAN	33	Assistant Professor	Female	M.Tech	60

+	#33	SURPRIYA CHATTERJEE	42	Assistant Professor	Male	M.E.	12
+	134	SUPROVAT BASU	30	Assistant Professor	Male	MBA	66
+	135	SURAJIT DAN	37	Assistant Professor	Male	M.Tech	24
+	136	SUSHOVAN BASAK	31	Assistant Professor	Male	M.E.	12
+	137	SWADHIN CHAKRABORTY	39	Assistant Professor	Male	M.Tech	36
+	138	SWATANTRA CHATTOPADHYAY	26	Assistant Professor	Female	MCA	12
+	139	TANUSREE CHATTERJEE	30	Assistant Professor	Female	MCA	50
+	140	TARUN BANRERJEE	63	Assistant Professor	Male	M.A	50
+	141	TITHI MAKAR	25	Assistant Professor	Female	M.Tech	14
+	142	TOUFIK ALI MOLLA	26	Assistant Professor	Male	M.Tech	12
+	143	WASIM IKBAL TARAFDER	25	Assistant Professor	Male	M.Tech	13
+	144	YUVARAJ MONDAL	26	Assistant Professor	Male	M.E.	12

### Financial Resources: Utilised Amount for the Capital & Operational expenditure for previous 3 years

Financial Year	2015-16	2014-15	2013-14
	Utilised Amount	Utilised Amount	Utilised Amount
<b>Annual Capital Expenditure on Academic Activities and Resources (excluding expenditure on buildings)</b>			
Library	945228 (NINE LAKH FORTY FIVE THOUSAND TWO HUNDRED TWENTY EIGHT)	777446 (SEVEN LAKH SEVENTY SEVEN THOUSAND FOUR HUNDRED FORTY SIX)	852922 (EIGHT LAKH FIFTY TWO THOUSAND NINE HUNDRED TWENTY TWO)

Financial Year	2015-16	2014-15	2013-14
	Utilised Amount	Utilised Amount	Utilised Amount
New Equipment for Laboratories	5770000 (FIFTY SEVEN LAKH SEVENTY THOUSAND)	112000 (ONE LAKH TWELVE THOUSAND)	139000 (ONE LAKH THIRTY NINE THOUSAND)
Engineering Workshops	26726 (TWENTY SIX THOUSAND SEVEN HUNDRED TWENTY SIX)	5000 (FIVE THOUSAND)	7200 (SEVEN THOUSAND TWO HUNDRED)
Studios	0 (ZERO)	0 (ZERO)	0 (ZERO)
Other suitably identified academic activities	8958017 (EIGHTY NINE LAKH FIFTY EIGHT THOUSAND SEVENTEEN)	6236255 (SIXTY TWO LAKHS THIRTY SIX THOUSAND TWO HUNDRED FIFTY FIVE)	3878829 (THIRTY EIGHT LAKH SEVENTY EIGHT THOUSAND EIGHT HUNDRED TWENTY NINE)
<b>Annual Operational Expenditure</b>			
Salaries (Teaching and Non Teaching staff)	25784502 (TWO CRORE FIFTY SEVEN LAKH EIGHTY FOUR THOUSAND FIVE HUNDRED TWO)	24601225 (TWO CRORE FORTY SIX LAKHS ONE THOUSAND TWO HUNDRED TWENTY FIVE)	22483308 (TWO CRORE TWENTY FOUR LAKHS EIGHTY THREE THOUSAND THREE HUNDRED EIGHT)
Maintenance of Academic Infrastructure or consumables, other running expenditures, Seminars/Conferences/Workshops etc. (excluding maintenance of hostels and allied services)	3758521 (THIRTY SEVEN LAKHS FIFTY EIGHT THOUSAND FIVE HUNDRED TWENTY ONE)	5006652 (FIFTY LAKHS SIX THOUSAND SIX HUNDRED FIFTY TWO)	3908899 (THIRTY NINE LAKHS EIGHT THOUSAND EIGHT HUNDRED NINETY NINE)

## Women Diversity

No. of women members in senior administrative positions, such as Head of Departments, Dean or Institute Heads in previous academic year (2015-16):

## IPR

Calendar Year	2015	2014	2013
No. of Patents Filed	0	0	0
No. of Patents Published	0	0	0
No. of Patents Granted	0	0	0
No. of Patents Licensed	0	0	0

Did your institution transferred atleast one technology in the previous three years?:

Financial Year	2015-16	2014-15	2013-14
Earning From Patents (Amount in Rupees)	0	0	0
Enter Amount in Words	ZERO	ZERO	ZERO

## Sponsored Research Details

Financial Year	2015-16	2014-15	2013-14
Total no. of Sponsored Projects	4	4	2
Total no. of Funding Agencies	4	4	2
Total Amount Received (Amount in Rupees)	1000000	1000000	100000
Amount Received in Words	TEN LAKHS	TEN LAKHS	ONE LAKHS

## Consultancy Project Details

Financial Year	2015-16	2014-15	2013-14
Total no. of Consultancy Projects	1	1	1
Total no. of Client Organizations	1	1	1

Financial Year	2015-16	2014-15	2013-14
Total Amount Received (Amount in Rupees)	2000000	2000000	1500000
Amount Received in Words	TWENTY LAKHS	TWENTY LAKHS	FIFTEEN LAKHS

## Executive Development Program

Financial Year	2015-16	2014-15	2013-14
Total no. of Executive Development Programs	0	0	0
Total no. of Participants	0	0	0
Total Annual Earnings (Amount in Rupees)	0	0	0
Total Annual Earnings in Words	ZERO	ZERO	ZERO

## Facilities for PCS: Facilities of physically challenged students

1. Do your institution buildings have Lifts/Ramps?	Yes, in some of the buildings
2. Do your institution have provision for walking aids, including wheelchairs and transportation from one building to another for handicapped students?	Yes, in all the buildings
3. Do your institution buildings have specially designed toilets for handicapped students?	Yes, in some of the buildings

[Home](#) | [About NIRF](#) | [Parameters](#) | [Documents](#) | [Feedback](#) | [Ranking](#) | [Contact](#)

Copyright © 2015, National Institutional Ranking Framework (NIRF), 2015 MHRD. All rights reserved.

Supported Browsers 